



MADE
IN ITALY

SINGLE-MOTION
UNLOCKING PULL
FOR SWING AND
SLIDING DOORS

PBA IS THE PREMIER BRAND OF AISI 316L STAINLESS STEEL, THE HARDEST, MOST RESISTANT AND ELASTIC STEEL, OF THE ALUMINUM ALLOY EN-AW 6060 AND OF THE POLYAMIDE 6, THE MOST NOBLE OF THERMOPLASTIC RESINS. PBA HAS TWO CORE BUSINESS: THE ARCHITECTURAL HARDWARE, WITH A WIDE OFFER OF DOOR AND WINDOW LEVERS, KNOBS, PULLS, LOCKING AND NON-LOCKING LADDER PULLS, LOCKS, LOCKSET FOR GLASS AND ACCESSORIES AND THE DESIGN FOR ALL, A COMPLETE RANGE OF SANITARY ACCESSORIES AND ACCESSIBILITY PRODUCTS FOR BATHROOM. OUR PRODUCTS ARE DESIGNED TO PROMOTE INCLUSION AND A LIFE WITHOUT BARRIERS: WE BELIEVE THAT UNIVERSAL DESIGN IS THE DESIGN THAT ACCOMMODATES PEOPLE WITH DISABILITIES BUT IS JUST AS APPEALING TO PEOPLE WITHOUT THEM. WE ARE CONSCIOUS THAT BRINGING A NEW FORM INTO THE WORLD CAN AFFECT THE LIFE OF EVERYONE AND THAT THE OBJECTS REFLECT A SPACE, EMBODY ITS ATTITUDE, ILLUSIONS AND POSSIBILITIES. OUR PRODUCTS ARE USED IN THE MOST IMPORTANT PROJECTS WORLDWIDE; THE “PRODUCTION FLEXIBILITY” AND QUALITY ALLOW PBA TO BE THE PARTNER FOR THE FIRST CLASS OFFICE, RETAIL, PUBLIC SPACES, HOSPITALITY, RESIDENTIAL AND HEALTHCARE PROJECTS. PBA HAS BEEN AWARDED AND NOMINATED FOR MANY PRODUCTS BY DIFFERENT ORGANIZATIONS. PBA RECEIVED THE RED DOT AWARD FOR IT SERIES AND FOR ELICA LEVER, A COMPASSO D’ORO AWARD NOMINATION FOR ELICA LEVER AND K-LOCK PULL SERIES, AN ADI CERAMICS & BATHROOM DESIGN AWARD SPECIAL MENTION FOR CAP SERIES AND THE EVERYONE MILLWORK PULLS HAVE BEEN FINALIST AT IDEA - INTERNATIONAL DESIGN EXCELLENCE AWARDS. ALL OUR PRODUCTS ARE “MADE IN ITALY” BECAUSE WE BELIEVE IN THE IMPORTANCE TO CONTROL AND MANAGE ALL THE PRODUCTION CYCLE AND THE SUPPLY CHAIN; AT PBA WE WANT ENHANCE AND DEVELOP THE EXCELLENCE AND CAPABILITIES OF OUR HUMAN CAPITAL. PBA IS PRESENT IN MORE THAN 60 COUNTRIES AND HAS BRANCHES IN THE USA AND GERMANY.



pba S.p.A.



pba Deutschland GmbH



pba USA, Inc



THE SINGLE-MOTION UNLOCKING DOOR PULL IS *LIFE-SAFETY* HARDWARE THAT MAKES EGRESS EASIER AND MORE ELEGANT. OPENING THE DOOR FROM THE INSIDE SIMULTANEOUSLY RELEASES THE BOLT AND THUMBTURN FOR SIMPLER, QUICKER EXITING. BASED ON A PATENT PENDING ACTIVATION BAR AND LATCHING SYSTEM, THE PULL IS AVAILABLE FOR SLIDING AND SWING DOORS (BOTH PUSH AND PULL), ADA COMPLIANT, AND COMES IN A RANGE OF LENGTHS AND FINISHES TO COMPLEMENT DIFFERENT ENVIRONMENTS. THE SINGLE MOTION UNLOCKING DOOR PULL IS DESIGNED FOR RIM CYLINDER, RIM CYLINDER WITH IC AND DIGITAL RIM CYLINDER WITH CARD. PBA COLLABORATED WITH GENSLE, SERVING AS PRODUCT DESIGN CONSULTANT, ON THIS REVOLUTIONARY NEW PRODUCT WHICH IS ADAPTABLE TO ALL DEMOUNTABLE PARTITION SYSTEMS.

SINGLE-MOTION UNLOCKING DOOR PULL

ALUMINUM ALLOY EN-AW 6060


THE ALUMINUM 6060 ALLOY HAS AN EXCELLENT RESISTANCE TO CORROSION AND TO LOW TEMPERATURES, IN ADDITION TO GUARANTEEING QUALITY WELDING. IN THE DESIGN WORLD, IT IS COMMONLY USED TO CREATE COMPONENTS WITH COMPLEX SHAPES ALLOWING EXCELLENT QUALITY RESULTS COMPARED TO OTHER ALLOYS FOR ANODIZING TREATMENTS.

ALUMINUM ANODIZED

SILVER	.69	
BRONZE	.67	
BLACK	.68	

Custom anodized polished finish not available. Other custom finish feasibility to be validated before order

ACTIVATION BAR



Black Activation Bar - Polyamide-6 Black Caps
Silver Activation Bar - Polyamide-6 Grey Caps
“Special Color” Activation Bar - Client’s choice of Polyamide-6 Black or Polyamide-6 Grey Caps

ACTIVATION BAR: SPECIAL ALUMINUM ANODIZED COLORS



SINGLE-MOTION UNLOCKING DOOR PULL

FOR SWING AND SLIDING DOORS

PATENT

no. 11,519,199

SINGLE
MOTION

UNLOCK AND OPEN DOOR
WITH A SINGLE MOVEMENT
USING THE ACTIVATION BAR

A D A

< 5 lbf

WITH THE DOOR LATCHED,
THE ACTIVATION BAR IS
OPERATED BY A FORCE
LOWER THAN 5 LBF (22N)
UNTIL THE LOCKING BOLT IS
COMPLETELY RETRACTED (ADA
309.4 – OPERABLE PARTS AND
ANSI/BHMA A 156.3 REF. 8.2.1)







pba FOR LEED® CERTIFICATION

OUR CONTRIBUTION TO THE EFFICIENCY AND SUSTAINABILITY OF BUILDINGS

LEED® (LEADERSHIP IN ENERGY ENVIRONMENTAL DESIGN) IS A VOLUNTARY CERTIFICATION SYSTEM FOR THE MANAGEMENT, DESIGN AND CONSTRUCTION OF BUILDINGS THAT ARE SUSTAINABLE FROM A SOCIAL, ENVIRONMENTAL AND ECONOMIC POINT OF VIEW AND IN TERMS OF THE WELLBEING OF THE USERS.

pba PRODUCTS CONTRIBUTE TOWARD SATISFYING PREREQUISITES AND CREDITS UNDER LEED®.

INTEGRATED PROCESS	IP	
MATERIALS AND RESOURCES	MR	
INDOOR ENVIRONMENTAL QUALITY	EQ	
INNOVATION	I	





DECLARE LABEL

OUR DECLARE "RED LIST FREE" PRODUCTS FOR SUSTAINABLE BUILDINGS

THE **DECLARE LABEL** LISTS THE MATERIALS IN A PRODUCT TO DISCLOSE WHAT THEY ARE MADE OF, WHERE THEY ARE PRODUCED AND HOW THEY WILL BE DISPOSED OF. THIS LABEL IS A CALL FOR RESPONSIBILITY TO PRODUCERS AND USERS ALIKE.

THE **DECLARE LABEL** IS A GUIDE TO SELECT PRODUCTS, PROVIDES INFORMATION IN A SIMPLE AND TRANSPARENT WAY AND RISES ABOVE GREENWASHING.

DECLARE TAKES COMPLEX CHEMICAL ANALYSIS AND RAW MATERIAL SOURCE LOCATION INFORMATION TO ESTABLISH THAT PRODUCTS ARE FREE FROM HAZARDOUS CHEMICALS. ALL DECLARE LABEL OF pba PRODUCTS ARE **RED LIST FREE**.



SINGLE-MOTION UNLOCKING DOOR PULL
FOR SWING DOOR - PULL

Aluminum

PAGE 10

SINGLE-MOTION UNLOCKING DOOR PULL
FOR SWING DOOR - PUSH

Aluminum

PAGE 14

SINGLE-MOTION UNLOCKING DOOR PULL
FOR SLIDING DOOR

Aluminum

PAGE 18

NON LOCKING LADDER PULL
FOR SWING AND SLIDING DOOR

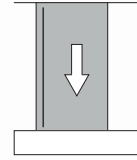
Aluminum

PAGE 28

TECHNICAL INFORMATION

PAGE 33

SINGLE-MOTION UNLOCKING DOOR PULL
FOR SWING DOOR - PULL
ALUMINUM



PATENT
no. 11,519,199

SINGLE
MOTION

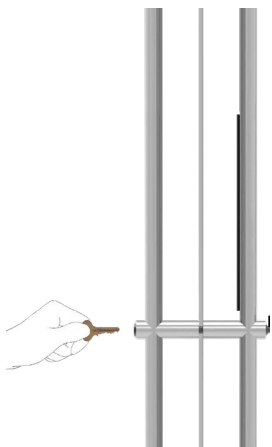
A D A
< 5 lbf



OUTSIDE

SINGLE-MOTION UNLOCKING DOOR PULL FOR SWING DOOR - PULL

USE KEY TO LOCK (L) AND UNLOCK (U)



U TOP BOLT RETRACTS INTO THE PULL



ACTIVATION BAR DRAWS BACK INTO PULL



THUMBTURN ROTATES INTO THE UPWARD POSITION

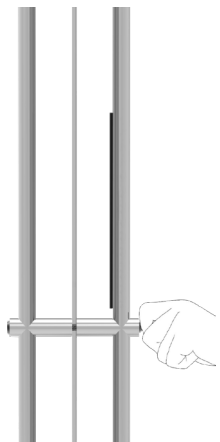
L TOP BOLT ENGAGES UPWARD INTO THE TOP STRIKE

ACTIVATION BAR PUSHES OUT OF THE PULL

THUMBTURN ROTATES DOWNWARD TO ITS SIDEWAYS POSITION

INSIDE

USE THUMBTURN TO LOCK (L)



L TOP BOLT ENGAGES UPWARD INTO THE TOP STRIKE



ACTIVATION BAR PUSHES OUT OF THE PULL



THUMBTURN ROTATES DOWNWARD TO ITS SIDEWAYS POSITION

INSIDE

UNLOCK (U) AND OPEN DOOR VIA ACTIVATION BAR



U TOP BOLT RETRACTS INTO THE PULL

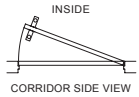
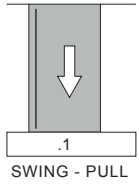


ACTIVATION BAR DRAWS BACK INTO PULL

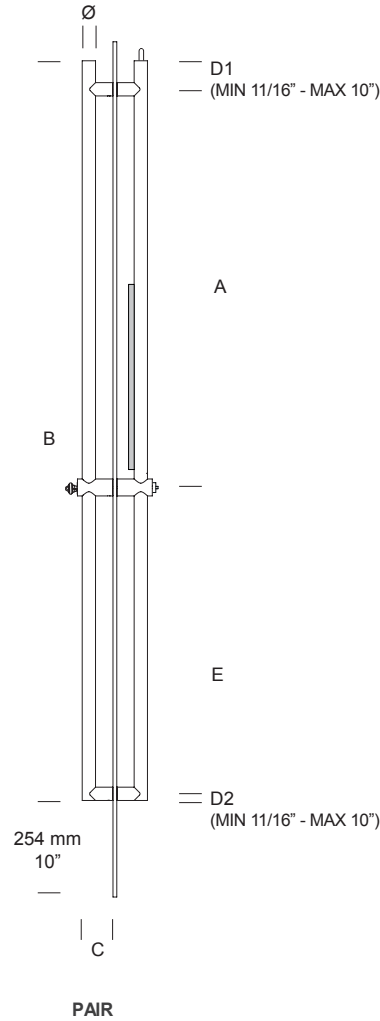
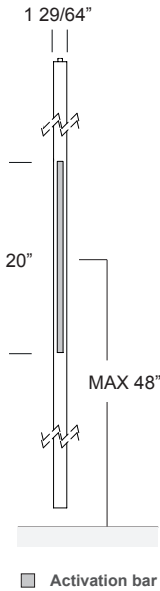


THUMBTURN ROTATES INTO THE UPWARD POSITION

LOCKING FULL SIZE



ADA
< 5 lbf



ADA
10\"/>

PATENT
no. 11.519.199

CYLINDER NOT INCLUDED



RIM CYLINDER
WITH IC



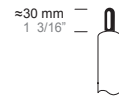
RIM CYLINDER



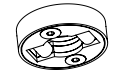
INCLUDED:
ADA 1-9/16\"/>



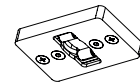
ON REQUEST:
ADA 3\"/>



INCLUDED:
ADJUSTABLE
STEEL DEAD BOLT



INCLUDED:
STRIKE WITH
ROLLERS



ON REQUEST:
ADJUSTABLE TOP STRIKE
WITH ROLLERS

ON REQUEST:
CUSTOM STRIKE

PAIR

TOP
LOCKING



ITEM	A	B	C	D1	D2	E	Ø
KLA.SP4.RU72. xx .1	custom	1828 mm 72"	85 mm 3 11/32"	custom	custom	custom	37 mm 1 29/64"
KLA.SP4.RU84. xx .1	custom	2133 mm 84"	85 mm 3 11/32"	custom	custom	custom	37 mm 1 29/64"
KLA.SP4.99RU. xx .1	custom	custom	85 mm 3 11/32"	custom	custom	custom	37 mm 1 29/64"

The additional support is necessary for A > 1752,60 mm - 69"

Dimension (A + D1) MIN = 990,6 mm - 39"

Dimension (E + D2) MIN = 178 mm - 7". Dimension E MIN = 160 mm

Activation bar midpoint has to be at MAX 48" (1219,2 mm) above finish floor

Silver Bronze Black



.XX = FINISH CODE

SATIN ANODIZED ALUMINUM

.69 SILVER
.67 BRONZE
.68 BLACK

Custom anodized polished finish not available. Other custom finish feasibility to be validated before order.

ACTIVATION BAR:

SILVER FOR BLACK PULL - BLACK FOR SILVER PULL - BLACK FOR BRONZE PULL
COLORS on request page 34

CAPS: Black Activation Bar - Black Caps; Silver Activation Bar - Polyamide-6 Grey Caps;
"Special Color" Activation Bar - Client's choice of Polyamide-6 Black or Polyamide-6 Grey Caps

EDGE COMPONENT:

BLACK FOR BLACK AND BRONZE PULL - GREY FOR SILVER PULL

Differences in the finishing of (different) components are due to the different production methods.
These variations are not considered defects and are a natural result of the finishing process.



Declare.

DOOR PREPARATION DP6
page 43

SPACERS FOR DOUBLE GLAZED DOOR
KLA.KIT.99U4
page 42

STRIKE DETAILS
page 38 - page 39

THESE PRODUCTS CONTRIBUTE TO LEED® CREDITS

THE MANUFACTURER RESERVES THE RIGHT TO ALTER, IMPROVE
AND DISCONTINUE ANY FEATURES OF THE PRODUCT [MAKE
CHANGES AND IMPROVEMENTS IN DESIGNS AND DIMENSIONS]
WITHOUT NOTICE.

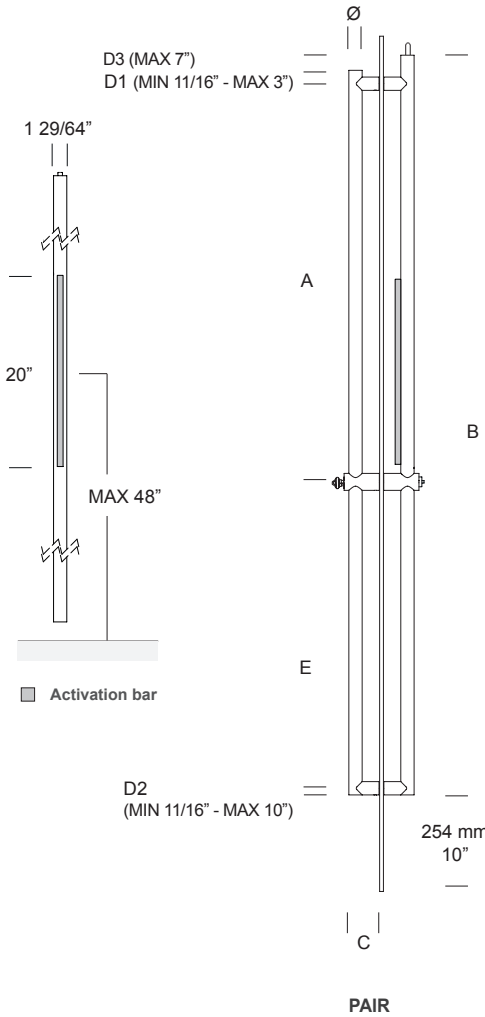
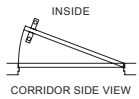
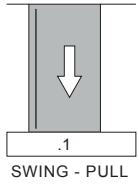
ALL DIMENSIONS IN THE CATALOG DRAWINGS ARE APPROXIMATIONS.
REQUEST THE APPROPRIATE TECHNICAL DRAWING BEFORE DOOR
PREPARATION AND INSTALLATION.

COMBINED NON
LOCKING page 30

ITEM
KLA.0G4.00RU
KLA.0G4.99RU
KLA.0G4.RU72



LOCKING FULL SIZE



CYLINDER NOT INCLUDED



RIM CYLINDER
WITH IC



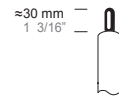
RIM CYLINDER



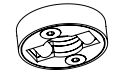
INCLUDED:
ADA 1-9/16"
COMPLIANT
THUMBTURN



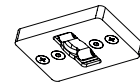
ON REQUEST:
ADA 3"
COMPLIANT
THUMBTURN



INCLUDED:
ADJUSTABLE
STEEL DEAD BOLT



INCLUDED:
STRIKE WITH
ROLLERS



ON REQUEST:
ADJUSTABLE TOP STRIKE
WITH ROLLERS

ON REQUEST:
CUSTOM STRIKE

PAIR

TOP
LOCKING



ITEM	A	B	C	D1	D2	D3	E	Ø
KLA.SP4.9ZU1. xx .1	custom	custom	85 mm 3 11/32"	custom	custom	custom	custom	37 mm 1 29/64"

The additional support is necessary for A > 1752,60 mm - 69"

Dimension (A + D1) MIN = 990,6 mm - 39"

Dimension (E + D2) MIN = 178 mm - 7". Dimension E MIN = 160 mm

Activation bar midpoint has to be at MAX 48" (1219,2 mm) above finish floor

Silver Bronze Black



.XX = FINISH CODE

SATIN ANODIZED ALUMINUM
.69 SILVER
.67 BRONZE
.68 BLACK

Custom anodized polished finish not available. Other custom finish feasibility to be validated before order.

ACTIVATION BAR:
SILVER FOR BLACK PULL - BLACK FOR SILVER PULL - BLACK FOR BRONZE PULL
COLORS on request page 34
CAPS: Black Activation Bar - Black Caps; Silver Activation Bar - Polyamide-6 Grey Caps;
"Special Color" Activation Bar - Client's choice of Polyamide-6 Black or Polyamide-6 Grey Caps

EDGE COMPONENT:
BLACK FOR BLACK AND BRONZE PULL - GREY FOR SILVER PULL

Differences in the finishing of (different) components are due to the different production methods.
These variations are not considered defects and are a natural result of the finishing process.



Declare.

DOOR PREPARATION DP6
page 43

SPACERS FOR DOUBLE GLAZED DOOR
KLA.KIT.99U4
page 42

STRIKE DETAILS
page 38 - page 39

THESE PRODUCTS CONTRIBUTE TO LEED® CREDITS

THE MANUFACTURER RESERVES THE RIGHT TO ALTER, IMPROVE AND DISCONTINUE ANY FEATURES OF THE PRODUCT [MAKE CHANGES AND IMPROVEMENTS IN DESIGNS AND DIMENSIONS] WITHOUT NOTICE.

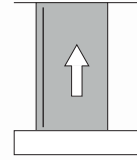
ALL DIMENSIONS IN THE CATALOG DRAWINGS ARE APPROXIMATIONS.
REQUEST THE APPROPRIATE TECHNICAL DRAWING BEFORE DOOR PREPARATION AND INSTALLATION.

COMBINED NON
LOCKING page 31

ITEM
KLA.0G4.99ZU



SINGLE-MOTION UNLOCKING DOOR PULL
FOR SWING DOOR - PUSH
ALUMINUM



PATENT
no. 11,519,199

SINGLE
MOTION

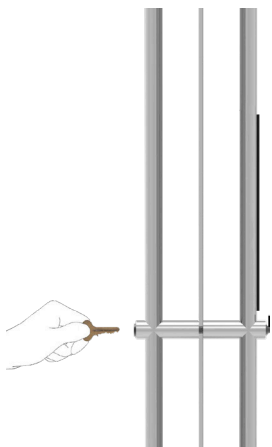
A D A
< 5 lbf



OUTSIDE

USE KEY TO LOCK (L) AND UNLOCK (U)

SINGLE-MOTION UNLOCKING DOOR PULL
FOR SWING DOOR - PUSH



U TOP BOLT RETRACTS INTO THE PULL



ACTIVATION BAR DRAWS BACK INTO PULL



THUMBTURN ROTATES INTO THE UPWARD POSITION

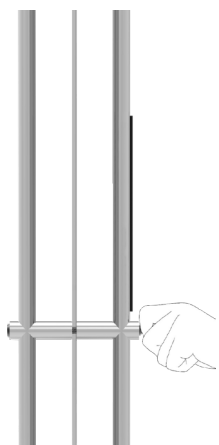
L TOP BOLT ENGAGES UPWARD INTO THE TOP STRIKE

ACTIVATION BAR PUSHES OUT OF THE PULL

THUMBTURN ROTATES DOWNWARD TO ITS SIDEWAYS POSITION

INSIDE

USE THUMBTURN TO LOCK (L)



L TOP BOLT ENGAGES UPWARD INTO THE TOP STRIKE



ACTIVATION BAR PUSHES OUT OF THE PULL



THUMBTURN ROTATES DOWNWARD TO ITS SIDEWAYS POSITION

INSIDE

UNLOCK (U) AND OPEN DOOR VIA ACTIVATION BAR



U TOP BOLT RETRACTS INTO THE PULL

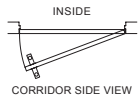
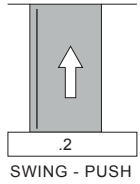


ACTIVATION BAR DRAWS BACK INTO PULL

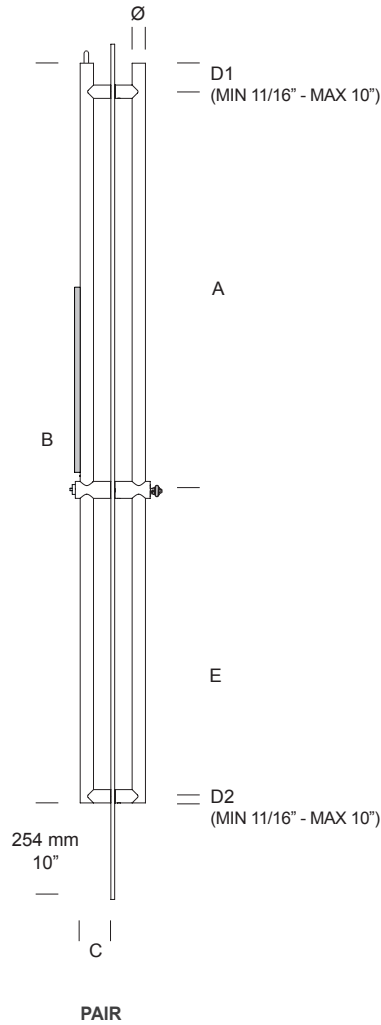
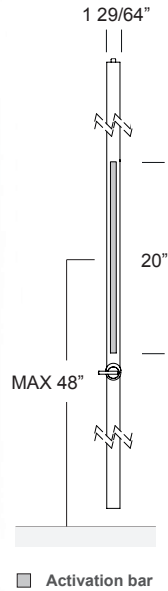


THUMBTURN ROTATES INTO THE UPWARD POSITION

LOCKING FULL SIZE



ADA
< 5 lbf



ADA
10\"/>

PATENT
no. 11.519.199

CYLINDER NOT INCLUDED



RIM CYLINDER
WITH IC



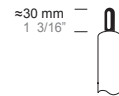
RIM CYLINDER



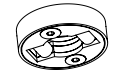
INCLUDED:
ADA 1-9/16\"/>



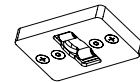
ON REQUEST:
ADA 3\"/>



INCLUDED:
ADJUSTABLE
STEEL DEAD BOLT



INCLUDED:
STRIKE WITH
ROLLERS



ON REQUEST:
ADJUSTABLE TOP STRIKE
WITH ROLLERS

ON REQUEST:
CUSTOM STRIKE

PAIR

TOP
LOCKING



ITEM	A	B	C	D1	D2	E	Ø
KLA.SP4.RU72. xx .2	custom	1828 mm 72"	85 mm 3 11/32"	custom	custom	custom	37 mm 1 29/64"
KLA.SP4.RU84. xx .2	custom	2133 mm 84"	85 mm 3 11/32"	custom	custom	custom	37 mm 1 29/64"
KLA.SP4.99RU. xx .2	custom	custom	85 mm 3 11/32"	custom	custom	custom	37 mm 1 29/64"

The additional support is necessary for A > 1752,60 mm - 69"

Dimension (A + D1) MIN = 990,6 mm - 39"

Dimension (E + D2) MIN = 178 mm - 7". Dimension E MIN = 160 mm

Activation bar midpoint has to be at MAX 48" (1219,2 mm) above finish floor

Silver Bronze Black



.XX = FINISH CODE

SATIN ANODIZED ALUMINUM

.69 SILVER
.67 BRONZE
.68 BLACK

Custom anodized polished finish not available. Other custom finish feasibility to be validated before order.

ACTIVATION BAR:

SILVER FOR BLACK PULL - BLACK FOR SILVER PULL - BLACK FOR BRONZE PULL
COLORS on request page 34

CAPS: Black Activation Bar - Black Caps; Silver Activation Bar - Polyamide-6 Grey Caps;
"Special Color" Activation Bar - Client's choice of Polyamide-6 Black or Polyamide-6 Grey Caps

EDGE COMPONENT:

BLACK FOR BLACK AND BRONZE PULL - GREY FOR SILVER PULL

Differences in the finishing of (different) components are due to the different production methods.
These variations are not considered defects and are a natural result of the finishing process.



Declare.

DOOR PREPARATION DP6
page 43

SPACERS FOR DOUBLE GLAZED DOOR
KLA.KIT.99U4
page 42

STRIKE DETAILS
page 38 - page 39

THESE PRODUCTS CONTRIBUTE TO LEED® CREDITS

THE MANUFACTURER RESERVES THE RIGHT TO ALTER, IMPROVE
AND DISCONTINUE ANY FEATURES OF THE PRODUCT [MAKE
CHANGES AND IMPROVEMENTS IN DESIGNS AND DIMENSIONS]
WITHOUT NOTICE.

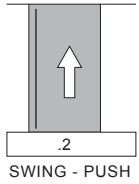
ALL DIMENSIONS IN THE CATALOG DRAWINGS ARE APPROXIMATIONS.
REQUEST THE APPROPRIATE TECHNICAL DRAWING BEFORE DOOR
PREPARATION AND INSTALLATION.

COMBINED NON
LOCKING page 30

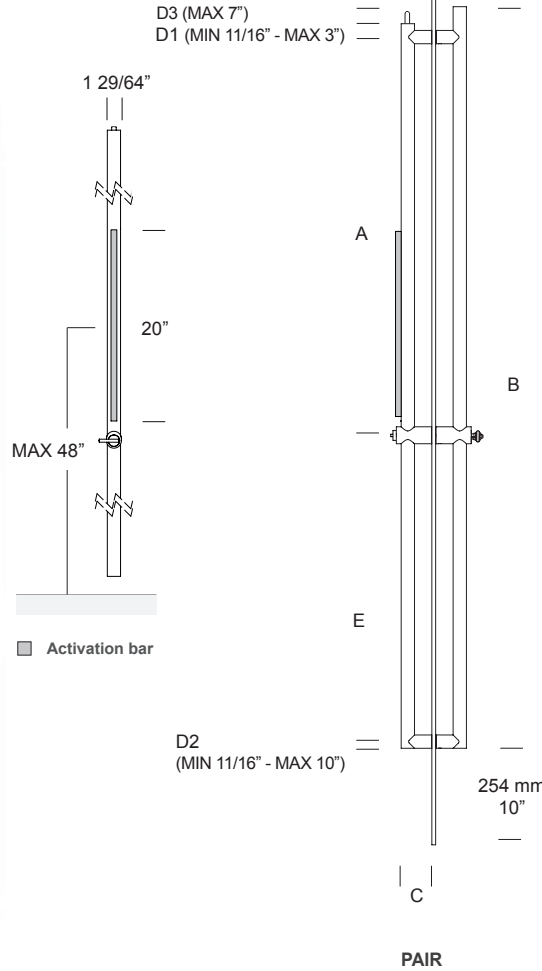
ITEM
KLA.0G4.00RU
KLA.0G4.99RU
KLA.0G4.RU72



LOCKING FULL SIZE



ADA
< 5 lbf



ADA
10"
clearance
layout

PATENT
no. 11.519.199

CYLINDER NOT INCLUDED



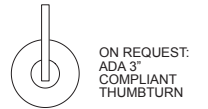
RIM CYLINDER
WITH IC



RIM CYLINDER



INCLUDED:
ADA 1-9/16"
COMPLIANT
THUMBTURN



ON REQUEST:
ADA 3"
COMPLIANT
THUMBTURN



INCLUDED:
ADJUSTABLE
STEEL DEAD BOLT



INCLUDED:
STRIKE WITH
ROLLERS



ON REQUEST:
ADJUSTABLE TOP STRIKE
WITH ROLLERS

ON REQUEST:
CUSTOM STRIKE

PAIR

TOP LOCKING



ITEM	A	B	C	D1	D2	D3	E	Ø
KLA.SP4.9ZU2. xx .2	custom	custom	85 mm 3 11/32"	custom	custom	custom	custom	37 mm 1 29/64"

The additional support is necessary for A > 1752,60 mm - 69"
Dimension (A + D1) MIN = 990,6 mm - 39"
Dimension (E + D2) MIN = 178 mm - 7". Dimension E MIN = 160 mm
Activation bar midpoint has to be at MAX 48" (1219,2 mm) above finish floor

Silver Bronze Black



.XX = FINISH CODE

SATIN ANODIZED ALUMINUM
.69 SILVER
.67 BRONZE
.68 BLACK

Custom anodized polished finish not available. Other custom finish feasibility to be validated before order.

ACTIVATION BAR:

SILVER FOR BLACK PULL - BLACK FOR SILVER PULL - BLACK FOR BRONZE PULL
COLORS on request page 34

CAPS: Black Activation Bar - Black Caps; Silver Activation Bar - Polyamide-6 Grey Caps;
"Special Color" Activation Bar - Client's choice of Polyamide-6 Black or Polyamide-6 Grey Caps

EDGE COMPONENT:

BLACK FOR BLACK AND BRONZE PULL - GREY FOR SILVER PULL

Differences in the finishing of (different) components are due to the different production methods.
These variations are not considered defects and are a natural result of the finishing process.



Declare.

DOOR PREPARATION DP6
page 43

SPACERS FOR DOUBLE GLAZED DOOR
KLA.KIT.99U4
page 42

STRIKE DETAILS
page 38 - page 39

THESE PRODUCTS CONTRIBUTE TO LEED® CREDITS

THE MANUFACTURER RESERVES THE RIGHT TO ALTER, IMPROVE
AND DISCONTINUE ANY FEATURES OF THE PRODUCT [MAKE
CHANGES AND IMPROVEMENTS IN DESIGNS AND DIMENSIONS]
WITHOUT NOTICE.

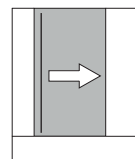
ALL DIMENSIONS IN THE CATALOG DRAWINGS ARE APPROXIMATIONS.
REQUEST THE APPROPRIATE TECHNICAL DRAWING BEFORE DOOR
PREPARATION AND INSTALLATION.

COMBINED NON
LOCKING page 31

ITEM
KLA.0G4.99ZU



SINGLE-MOTION UNLOCKING DOOR PULL
FOR SLIDING DOOR
ALUMINUM



PATENT
no. 11,519,199

SINGLE
MOTION

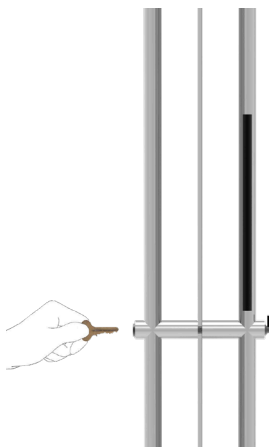
A D A
< 5 lbf



OUTSIDE

SINGLE-MOTION UNLOCKING DOOR PULL FOR SLIDING DOOR

USE KEY TO LOCK (L) AND UNLOCK (U)



U TOP BOLT RETRACTS INTO THE PULL



ACTIVATION BAR DRAWS BACK INTO PULL



THUMBTURN ROTATES INTO THE UPWARD POSITION

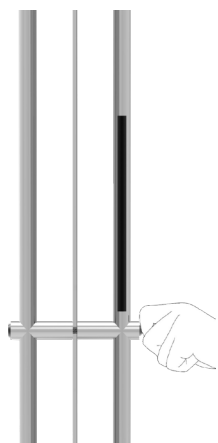
L TOP BOLT ENGAGES UPWARD INTO THE TOP STRIKE

ACTIVATION BAR PUSHES OUT OF THE PULL

THUMBTURN ROTATES DOWNWARD TO ITS SIDEWAYS POSITION

INSIDE

USE THUMBTURN TO LOCK (L)



L TOP BOLT ENGAGES UPWARD INTO THE TOP STRIKE



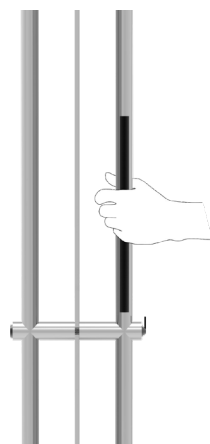
ACTIVATION BAR PUSHES OUT OF THE PULL



THUMBTURN ROTATES DOWNWARD TO ITS SIDEWAYS POSITION

INSIDE

UNLOCK (U) AND OPEN DOOR
VIA ACTIVATION BAR



U TOP BOLT RETRACTS INTO THE PULL

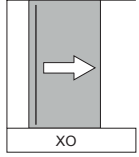


ACTIVATION BAR DRAWS BACK INTO PULL

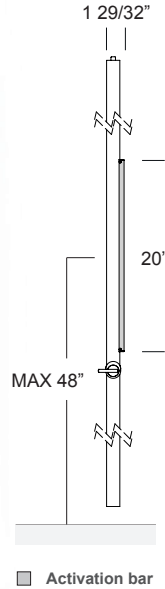


THUMBTURN ROTATES INTO THE UPWARD POSITION

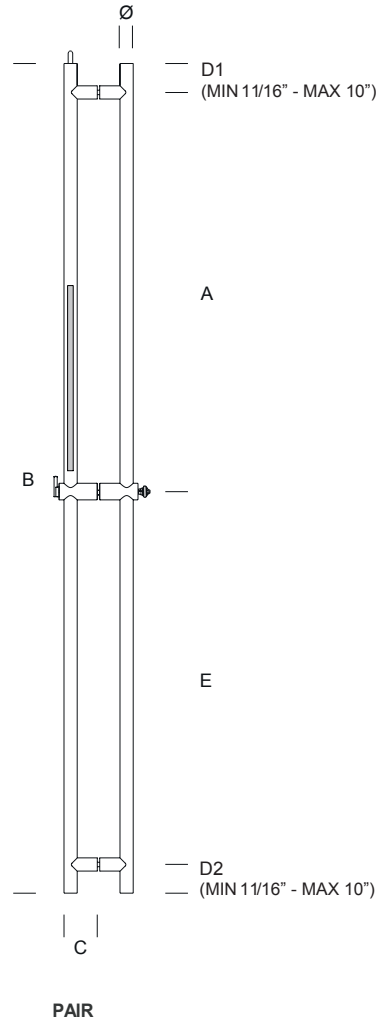
LOCKING FULL SIZE



ADA
< 5 lbf



Activation bar



PATENT
no. 11.519.199

CYLINDER NOT INCLUDED



RIM CYLINDER
WITH IC



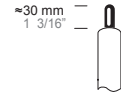
RIM CYLINDER



INCLUDED:
ADA 1-9/16"
COMPLIANT
THUMBTURN



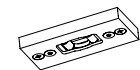
ON REQUEST:
ADA 3"
COMPLIANT
THUMBTURN



INCLUDED:
ADJUSTABLE
STEEL DEAD BOLT



INCLUDED:
STRIKE WITH
ROLLERS



ON REQUEST:
ADJUSTABLE TOP STRIKE
WITH ROLLERS

ON REQUEST:
CUSTOM STRIKE

PAIR

TOP
LOCKING



ITEM	A	B	C	D1	D2	E	Ø
KLA.SS4.0U72. xx .2	custom	1828 mm 72"	85 mm 3 11/32"	custom	custom	custom	37 mm 1 29/64"
KLA.SS4.0U84. xx .2	custom	2133 mm 84"	85 mm 3 11/32"	custom	custom	custom	37 mm 1 29/64"
KLA.SS4.999U. xx .2	custom	custom	85 mm 3 11/32"	custom	custom	custom	37 mm 1 29/64"

The additional support is necessary for A > 1752,60 mm - 69"

Dimension (A + D1) MIN = 990,6 mm - 39"

Dimension (E + D2) MIN = 178 mm - 7". Dimension E MIN = 160 mm

Activation bar midpoint has to be at MAX 48" (1219,2 mm) above finish floor

Silver Bronze Black



.XX = FINISH CODE

SATIN ANODIZED ALUMINUM

.69 SILVER
.67 BRONZE
.68 BLACK

Custom anodized polished finish not available. Other custom finish feasibility to be validated before order.

ACTIVATION BAR:

SILVER FOR BLACK PULL - BLACK FOR SILVER PULL - BLACK FOR BRONZE PULL
COLORS on request page 34

CAPS: Black Activation Bar - Black Caps; Silver Activation Bar - Polyamide-6 Grey Caps;
"Special Color" Activation Bar - Client's choice of Polyamide-6 Black or Polyamide-6 Grey Caps

EDGE COMPONENT:

BLACK FOR BLACK AND BRONZE PULL - GREY FOR SILVER PULL

Differences in the finishing of (different) components are due to the different production methods.
These variations are not considered defects and are a natural result of the finishing process.



DOOR PREPARATION DP6
page 43

SPACERS FOR DOUBLE GLAZED DOOR
KLA.KIT.99U4
page 42

STRIKE DETAILS
page 38 - page 39

THESE PRODUCTS CONTRIBUTE TO LEED® CREDITS

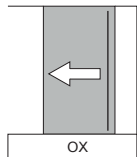
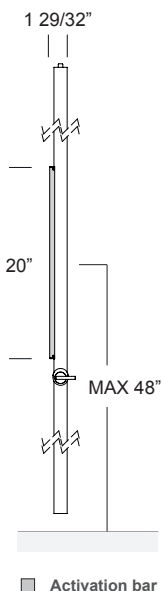
THE MANUFACTURER RESERVES THE RIGHT TO ALTER, IMPROVE
AND DISCONTINUE ANY FEATURES OF THE PRODUCT [MAKE
CHANGES AND IMPROVEMENTS IN DESIGNS AND DIMENSIONS]
WITHOUT NOTICE.

ALL DIMENSIONS IN THE CATALOG DRAWINGS ARE APPROXIMATIONS.
REQUEST THE APPROPRIATE TECHNICAL DRAWING BEFORE DOOR
PREPARATION AND INSTALLATION.

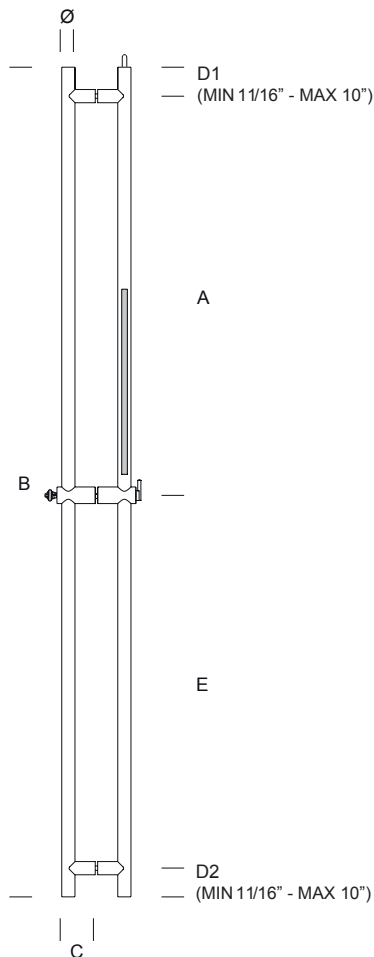
COMBINED NON
LOCKING page 29

ITEM
KLA.0G4.000U
KLA.0G4.999U
KLA.0G4.0U72
KLA.0G4.0U84



LOCKING
FULL SIZE

ADA
< 5 lbf


Activation bar



PAIR

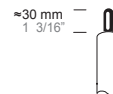

PATENT
no. 11.519.199

CYLINDER NOT INCLUDED


RIM CYLINDER
WITH IC


RIM CYLINDER


INCLUDED:
ADA 1-9/16"
COMPLIANT
THUMBTURN

ON REQUEST:
ADA 3"
COMPLIANT
THUMBTURN

INCLUDED:
ADJUSTABLE
STEEL DEAD BOLT

INCLUDED:
STRIKE WITH
ROLLERS

ON REQUEST:
ADJUSTABLE TOP STRIKE
WITH ROLLERS

ON REQUEST:
CUSTOM STRIKE

PAIR

TOP
LOCKING


ITEM	A	B	C	D1	D2	E	Ø
KLA.SS4.0U72. xx .1	custom	1828 mm 72"	85 mm 3 11/32"	custom	custom	custom	37 mm 1 29/64"
KLA.SS4.0U84. xx .1	custom	2133 mm 84"	85 mm 3 11/32"	custom	custom	custom	37 mm 1 29/64"
KLA.SS4.999U. xx .1	custom	custom	85 mm 3 11/32"	custom	custom	custom	37 mm 1 29/64"

The additional support is necessary for A > 1752,60 mm - 69"

Dimension (A + D1) MIN = 990,6 mm - 39"

Dimension (E + D2) MIN = 178 mm - 7". Dimension E MIN = 160 mm

Activation bar midpoint has to be at MAX 48" (1219,2 mm) above finish floor

Silver Bronze Black



.XX = FINISH CODE

SATIN ANODIZED ALUMINUM

.69 SILVER
.67 BRONZE
.68 BLACK

Custom anodized polished finish not available. Other custom finish feasibility to be validated before order.

ACTIVATION BAR:

SILVER FOR BLACK PULL - BLACK FOR SILVER PULL - BLACK FOR BRONZE PULL
COLORS on request page 34

CAPS: Black Activation Bar - Black Caps; Silver Activation Bar - Polyamide-6 Grey Caps;
"Special Color" Activation Bar - Client's choice of Polyamide-6 Black or Polyamide-6 Grey Caps

EDGE COMPONENT:

BLACK FOR BLACK AND BRONZE PULL - GREY FOR SILVER PULL

Differences in the finishing of (different) components are due to the different production methods.
These variations are not considered defects and are a natural result of the finishing process.

DOOR PREPARATION DP6
page 43

SPACERS FOR DOUBLE GLAZED DOOR
KLA.KIT.99U4
page 42

STRIKE DETAILS
page 38 - page 39

THESE PRODUCTS CONTRIBUTE TO LEED® CREDITS

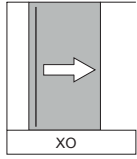
THE MANUFACTURER RESERVES THE RIGHT TO ALTER, IMPROVE
AND DISCONTINUE ANY FEATURES OF THE PRODUCT [MAKE
CHANGES AND IMPROVEMENTS IN DESIGNS AND DIMENSIONS]
WITHOUT NOTICE.

ALL DIMENSIONS IN THE CATALOG DRAWINGS ARE APPROXIMATIONS.
REQUEST THE APPROPRIATE TECHNICAL DRAWING BEFORE DOOR
PREPARATION AND INSTALLATION.

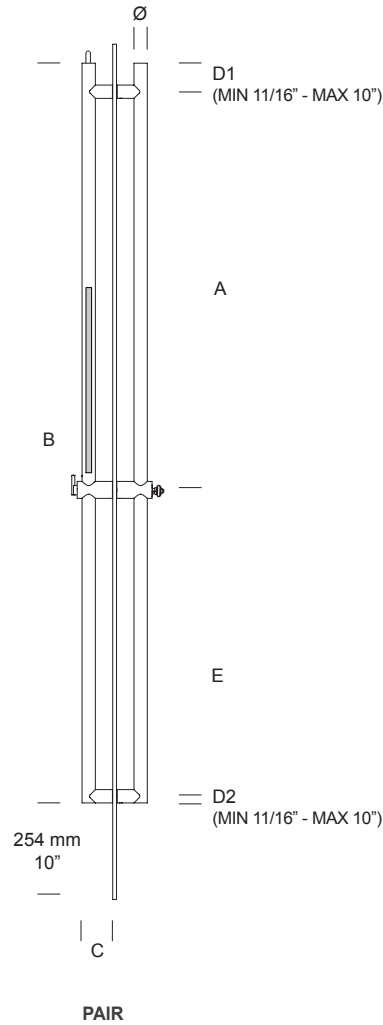
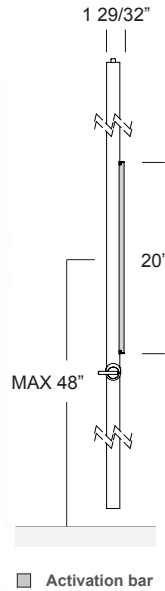
COMBINED NON
LOCKING page 29

ITEM
KLA.0G4.000U
KLA.0G4.999U
KLA.0G4.0U72
KLA.0G4.0U84


LOCKING FULL SIZE



ADA
< 5 lbf



ADA
10"
clearance
layout

PATENT
no. 11.519.199

CYLINDER NOT INCLUDED



RIM CYLINDER
WITH IC



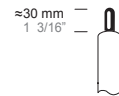
RIM CYLINDER



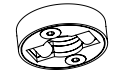
INCLUDED:
ADA 1-9/16"
COMPLIANT
THUMBTURN




ON REQUEST:
ADA 3"
COMPLIANT
THUMBTURN



INCLUDED:
ADJUSTABLE
STEEL DEAD BOLT



INCLUDED:
STRIKE WITH
ROLLERS



ON REQUEST:
ADJUSTABLE TOP STRIKE
WITH ROLLERS

ON REQUEST:
CUSTOM STRIKE

PAIR

TOP
LOCKING



ITEM	A	B	C	D1	D2	E	Ø
KLA.SS4.RU72. xx .2	custom	1828 mm 72"	85 mm 3 11/32"	custom	custom	custom	37 mm 1 29/64"
KLA.SS4.RU84. xx .2	custom	2133 mm 84"	85 mm 3 11/32"	custom	custom	custom	37 mm 1 29/64"
KLA.SS4.99RU. xx .2	custom	custom	85 mm 3 11/32"	custom	custom	custom	37 mm 1 29/64"

The additional support is necessary for A > 1752,60 mm - 69"

Dimension (A + D1) MIN = 990,6 mm - 39"

Dimension (E + D2) MIN = 178 mm - 7". Dimension E MIN = 160 mm

Activation bar midpoint has to be at MAX 48" (1219,2 mm) above finish floor

Silver Bronze Black



.XX = FINISH CODE

SATIN ANODIZED ALUMINUM

.69 SILVER
.67 BRONZE
.68 BLACK

Custom anodized polished finish not available. Other custom finish feasibility to be validated before order.

ACTIVATION BAR:

SILVER FOR BLACK PULL - BLACK FOR SILVER PULL - BLACK FOR BRONZE PULL
COLORS on request page 34

CAPS: Black Activation Bar - Black Caps; Silver Activation Bar - Polyamide-6 Grey Caps;
"Special Color" Activation Bar - Client's choice of Polyamide-6 Black or Polyamide-6 Grey Caps

EDGE COMPONENT:

BLACK FOR BLACK AND BRONZE PULL - GREY FOR SILVER PULL

Differences in the finishing of (different) components are due to the different production methods.
These variations are not considered defects and are a natural result of the finishing process.



DOOR PREPARATION DP6
page 43

SPACERS FOR DOUBLE GLAZED DOOR
KLA.KIT.99U4
page 42

STRIKE DETAILS
page 38 - page 39

THESE PRODUCTS CONTRIBUTE TO LEED® CREDITS

THE MANUFACTURER RESERVES THE RIGHT TO ALTER, IMPROVE
AND DISCONTINUE ANY FEATURES OF THE PRODUCT [MAKE
CHANGES AND IMPROVEMENTS IN DESIGNS AND DIMENSIONS]
WITHOUT NOTICE.

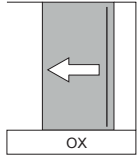
ALL DIMENSIONS IN THE CATALOG DRAWINGS ARE APPROXIMATIONS.
REQUEST THE APPROPRIATE TECHNICAL DRAWING BEFORE DOOR
PREPARATION AND INSTALLATION.

COMBINED NON
LOCKING page 30

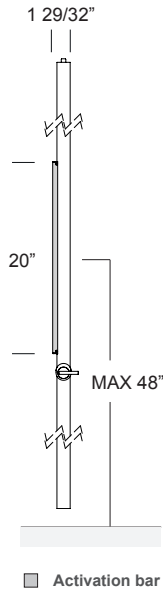
ITEM
KLA.0G4.00RU
KLA.0G4.99RU
KLA.0G4.RU72



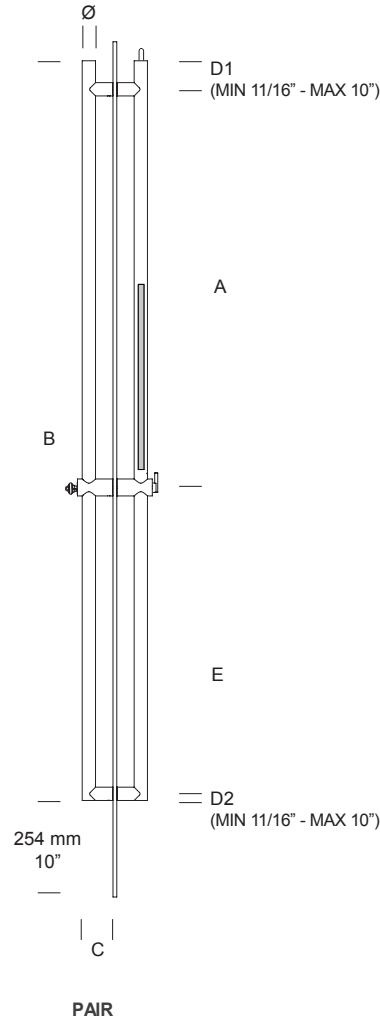
LOCKING FULL SIZE



ADA
< 5 lbf



Activation bar



ADA
10"
clearance
layout

PATENT
no. 11.519.199

CYLINDER NOT INCLUDED



RIM CYLINDER
WITH IC



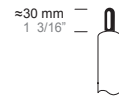
RIM CYLINDER



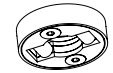
INCLUDED:
ADA 1-9/16"
COMPLIANT
THUMBTURN




ON REQUEST:
ADA 3"
COMPLIANT
THUMBTURN



INCLUDED:
ADJUSTABLE
STEEL DEAD BOLT



INCLUDED:
STRIKE WITH
ROLLERS



ON REQUEST:
ADJUSTABLE TOP STRIKE
WITH ROLLERS

ON REQUEST:
CUSTOM STRIKE

PAIR

TOP
LOCKING



ITEM	A	B	C	D1	D2	E	Ø
KLA.SS4.RU72. xx .1	custom	1828 mm 72"	85 mm 3 11/32"	custom	custom	custom	37 mm 1 29/64"
KLA.SS4.RU84. xx .1	custom	2133 mm 84"	85 mm 3 11/32"	custom	custom	custom	37 mm 1 29/64"
KLA.SS4.99RU. xx .1	custom	custom	85 mm 3 11/32"	custom	custom	custom	37 mm 1 29/64"

The additional support is necessary for A > 1752,60 mm - 69"

Dimension (A + D1) MIN = 990,6 mm - 39"

Dimension (E + D2) MIN = 178 mm - 7". Dimension E MIN = 160 mm

Activation bar midpoint has to be at MAX 48" (1219,2 mm) above finish floor

Silver Bronze Black



.XX = FINISH CODE

SATIN ANODIZED ALUMINUM

.69 SILVER
.67 BRONZE
.68 BLACK

Custom anodized polished finish not available. Other custom finish feasibility to be validated before order.

ACTIVATION BAR:

SILVER FOR BLACK PULL - BLACK FOR SILVER PULL - BLACK FOR BRONZE PULL
COLORS on request page 34

CAPS: Black Activation Bar - Black Caps; Silver Activation Bar - Polyamide-6 Grey Caps;
"Special Color" Activation Bar - Client's choice of Polyamide-6 Black or Polyamide-6 Grey Caps

EDGE COMPONENT:

BLACK FOR BLACK AND BRONZE PULL - GREY FOR SILVER PULL

Differences in the finishing of (different) components are due to the different production methods.
These variations are not considered defects and are a natural result of the finishing process.



DOOR PREPARATION DP6
page 43

SPACERS FOR DOUBLE GLAZED DOOR
KLA.KIT.99U4
page 42

STRIKE DETAILS
page 38 - page 39

THESE PRODUCTS CONTRIBUTE TO LEED® CREDITS

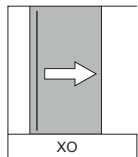
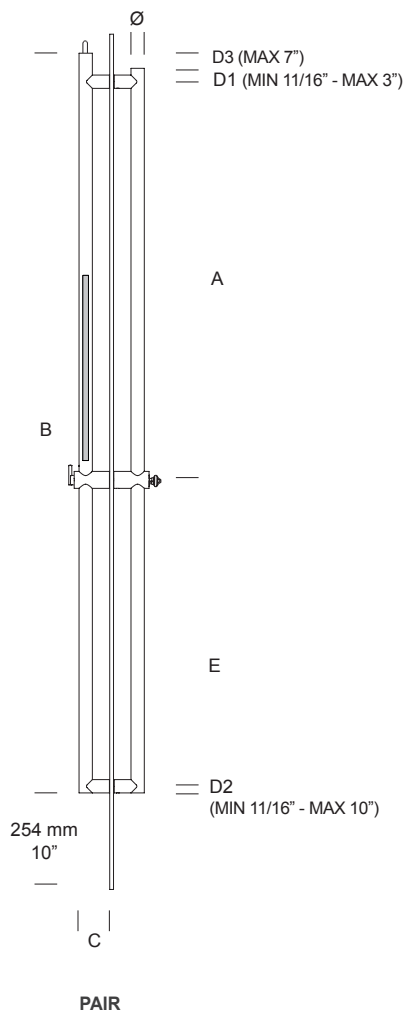
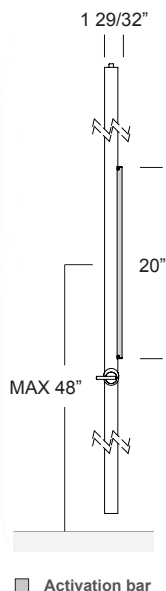
THE MANUFACTURER RESERVES THE RIGHT TO ALTER, IMPROVE
AND DISCONTINUE ANY FEATURES OF THE PRODUCT [MAKE
CHANGES AND IMPROVEMENTS IN DESIGNS AND DIMENSIONS]
WITHOUT NOTICE.

ALL DIMENSIONS IN THE CATALOG DRAWINGS ARE APPROXIMATIONS.
REQUEST THE APPROPRIATE TECHNICAL DRAWING BEFORE DOOR
PREPARATION AND INSTALLATION.

COMBINED NON
LOCKING page 30

ITEM
KLA.0G4.00RU
KLA.0G4.99RU
KLA.0G4.RU72



LOCKING
FULL SIZE

ADA
< 5 lbf

ADA
10"
clearance
layout

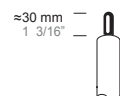
PATENT
no. 11.519.199


CYLINDER NOT INCLUDED


RIM CYLINDER
WITH IC


RIM CYLINDER


INCLUDED:
ADA 1-9/16"
COMPLIANT
THUMBTURN

ON REQUEST:
ADA 3"
COMPLIANT
THUMBTURN

INCLUDED:
ADJUSTABLE
STEEL DEAD BOLT

INCLUDED:
STRIKE WITH
ROLLERS

ON REQUEST:
ADJUSTABLE TOP STRIKE
WITH ROLLERS

ON REQUEST:
CUSTOM STRIKE

PAIR

TOP
LOCKING


ITEM	A	B	C	D1	D2	D3	E	Ø
KLA.SS4.9ZU1. xx .2	custom	custom	85 mm 3 11/32"	custom	custom	custom	custom	37 mm 1 29/64"

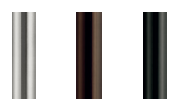
The additional support is necessary for A > 1752,60 mm - 69"

Dimension (A + D1) MIN = 990,6 mm - 39"

Dimension (E + D2) MIN = 178 mm - 7". Dimension E MIN = 160 mm

Activation bar midpoint has to be at MAX 48" (1219,2 mm) above finish floor

Silver Bronze Black



.XX = FINISH CODE

SATIN ANODIZED ALUMINUM

.69 SILVER

.67 BRONZE

.68 BLACK

Custom anodized polished finish not available. Other custom finish feasibility to be validated before order.

ACTIVATION BAR:

SILVER FOR BLACK PULL - BLACK FOR SILVER PULL - BLACK FOR BRONZE PULL
COLORS on request page 34

CAPS: Black Activation Bar - Black Caps; Silver Activation Bar - Polyamide-6 Grey Caps;
"Special Color" Activation Bar - Client's choice of Polyamide-6 Black or Polyamide-6 Grey Caps

EDGE COMPONENT:

BLACK FOR BLACK AND BRONZE PULL - GREY FOR SILVER PULL

Differences in the finishing of (different) components are due to the different production methods.
These variations are not considered defects and are a natural result of the finishing process.

DOOR PREPARATION DP6
page 43

SPACERS FOR DOUBLE GLAZED DOOR
KLA.KIT.99U4
page 42

STRIKE DETAILS
page 38 - page 39

THESE PRODUCTS CONTRIBUTE TO LEED® CREDITS

THE MANUFACTURER RESERVES THE RIGHT TO ALTER, IMPROVE AND DISCONTINUE ANY FEATURES OF THE PRODUCT [MAKE CHANGES AND IMPROVEMENTS IN DESIGNS AND DIMENSIONS] WITHOUT NOTICE.

ALL DIMENSIONS IN THE CATALOG DRAWINGS ARE APPROXIMATIONS. REQUEST THE APPROPRIATE TECHNICAL DRAWING BEFORE DOOR PREPARATION AND INSTALLATION.

BRAND OF COMPATIBLE RIM CYLINDER:

- ARROW - BEST

- CORBIN RUSSWIN - KABAILCO

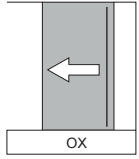
- MEDECO - SARGENT

- SCHLAGE - YALE

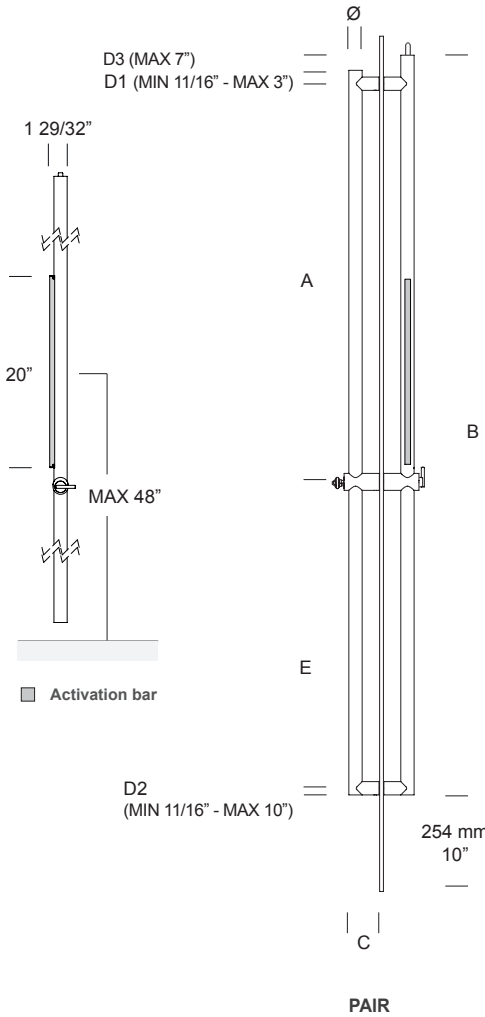
COMBINED NON
LOCKING page 31

ITEM
KLA.0G4.99ZU


LOCKING FULL SIZE



ADA
< 5 lbf



ADA
10"
clearance
layout

PATENT
no. 11.519.199

CYLINDER NOT INCLUDED



RIM CYLINDER
WITH IC



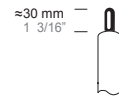
RIM CYLINDER



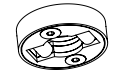
INCLUDED:
ADA 1-9/16"
COMPLIANT
THUMBTURN




ON REQUEST:
ADA 3"
COMPLIANT
THUMBTURN



INCLUDED:
ADJUSTABLE
STEEL DEAD BOLT



INCLUDED:
STRIKE WITH
ROLLERS



ON REQUEST:
ADJUSTABLE TOP STRIKE
WITH ROLLERS

ON REQUEST:
CUSTOM STRIKE

PAIR

TOP
LOCKING



ITEM	A	B	C	D1	D2	D3	E	Ø
KLA.SS4.9ZU1. xx .1	custom	custom	85 mm 3 11/32"	custom	custom	custom	custom	37 mm 1 29/64"

The additional support is necessary for A > 1752,60 mm - 69"
Dimension (A + D1) MIN = 990,6 mm - 39"
Dimension (E + D2) MIN = 178 mm - 7". Dimension E MIN = 160 mm
Activation bar midpoint has to be at MAX 48" (1219,2 mm) above finish floor

Silver Bronze Black



.XX = FINISH CODE

SATIN ANODIZED ALUMINUM
.69 SILVER
.67 BRONZE
.68 BLACK

Custom anodized polished finish not available. Other custom finish feasibility to be validated before order.

ACTIVATION BAR:
SILVER FOR BLACK PULL - BLACK FOR SILVER PULL - BLACK FOR BRONZE PULL
COLORS on request page 34
CAPS: Black Activation Bar - Black Caps; Silver Activation Bar - Polyamide-6 Grey Caps;
"Special Color" Activation Bar - Client's choice of Polyamide-6 Black or Polyamide-6 Grey Caps

EDGE COMPONENT:
BLACK FOR BLACK AND BRONZE PULL - GREY FOR SILVER PULL

Differences in the finishing of (different) components are due to the different production methods.
These variations are not considered defects and are a natural result of the finishing process.



DOOR PREPARATION DP6
page 43

SPACERS FOR DOUBLE GLAZED DOOR
KLA.KIT.99U4
page 42

STRIKE DETAILS
page 38 - page 39

THESE PRODUCTS CONTRIBUTE TO LEED® CREDITS

THE MANUFACTURER RESERVES THE RIGHT TO ALTER, IMPROVE
AND DISCONTINUE ANY FEATURES OF THE PRODUCT [MAKE
CHANGES AND IMPROVEMENTS IN DESIGNS AND DIMENSIONS]
WITHOUT NOTICE.

ALL DIMENSIONS IN THE CATALOG DRAWINGS ARE APPROXIMATIONS.
REQUEST THE APPROPRIATE TECHNICAL DRAWING BEFORE DOOR
PREPARATION AND INSTALLATION.

BRAND OF COMPATIBLE RIM CYLINDER:

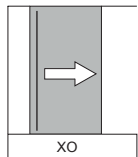
- ARROW
- CORBIN RUSSWIN
- MEDECO
- SCHLAGE
- BEST
- KABAILCO
- SARGENT
- YALE

COMBINED NON
LOCKING page 31

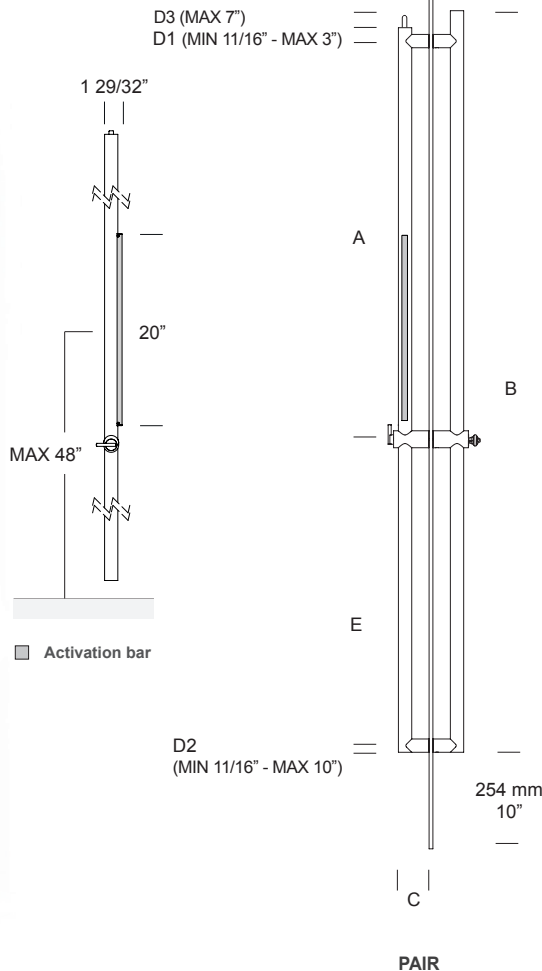
ITEM
KLA.0G4.99ZU



LOCKING FULL SIZE



ADA
< 5 lbf



ADA
10"
clearance
layout

PATENT
no. 11.519.199

CYLINDER NOT INCLUDED



RIM CYLINDER
WITH IC



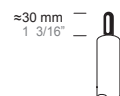
RIM CYLINDER



INCLUDED:
ADA 1-9/16"
COMPLIANT
THUMBTURN




ON REQUEST:
ADA 3"
COMPLIANT
THUMBTURN



INCLUDED:
ADJUSTABLE
STEEL DEAD BOLT



INCLUDED:
STRIKE WITH
ROLLERS



ON REQUEST:
ADJUSTABLE TOP STRIKE
WITH ROLLERS

ON REQUEST:
CUSTOM STRIKE

PAIR

TOP
LOCKING



ITEM	A	B	C	D1	D2	D3	E	Ø
KLA.SS4.9ZU2. xx .2	custom	custom	85 mm 3 11/32"	custom	custom	custom	custom	37 mm 1 29/64"

The additional support is necessary for A > 1752,60 mm - 69"
Dimension (A + D1) MIN = 990,6 mm - 39"
Dimension (E + D2) MIN = 178 mm - 7". Dimension E MIN = 160 mm
Activation bar midpoint has to be at MAX 48" (1219,2 mm) above finish floor

Silver Bronze Black



.XX = FINISH CODE

SATIN ANODIZED ALUMINUM

.69 SILVER
.67 BRONZE
.68 BLACK

Custom anodized polished finish not available. Other custom finish feasibility to be validated before order.

ACTIVATION BAR:

SILVER FOR BLACK PULL - BLACK FOR SILVER PULL - BLACK FOR BRONZE PULL
COLORS on request page 34

CAPS: Black Activation Bar - Black Caps; Silver Activation Bar - Polyamide-6 Grey Caps;
"Special Color" Activation Bar - Client's choice of Polyamide-6 Black or Polyamide-6 Grey Caps

EDGE COMPONENT:

BLACK FOR BLACK AND BRONZE PULL - GREY FOR SILVER PULL

Differences in the finishing of (different) components are due to the different production methods.
These variations are not considered defects and are a natural result of the finishing process.



DOOR PREPARATION DP6
page 43

SPACERS FOR DOUBLE GLAZED DOOR
KLA.KIT.99U4
page 42

STRIKE DETAILS
page 38 - page 39

THESE PRODUCTS CONTRIBUTE TO LEED® CREDITS

THE MANUFACTURER RESERVES THE RIGHT TO ALTER, IMPROVE
AND DISCONTINUE ANY FEATURES OF THE PRODUCT [MAKE
CHANGES AND IMPROVEMENTS IN DESIGNS AND DIMENSIONS]
WITHOUT NOTICE.

ALL DIMENSIONS IN THE CATALOG DRAWINGS ARE APPROXIMATIONS.
REQUEST THE APPROPRIATE TECHNICAL DRAWING BEFORE DOOR
PREPARATION AND INSTALLATION.

BRAND OF COMPATIBLE RIM CYLINDER:

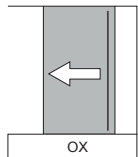
- ARROW - BEST
- CORBIN RUSSWIN - KABAILCO
- MEDECO - SARGENT
- SCHLAGE - YALE

COMBINED NON
LOCKING page 31

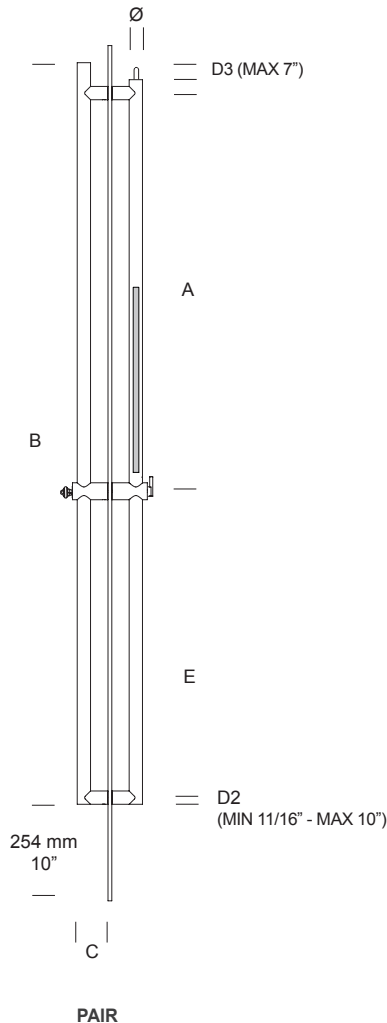
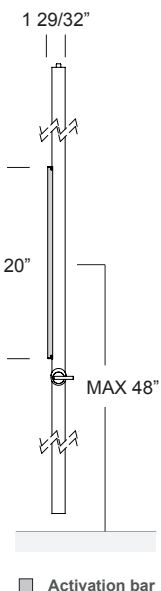
ITEM
KLA.0G4.99ZU



LOCKING FULL SIZE



ADA
< 5 lbf



ADA
10"
clearance
layout

PATENT
no. 11.519.199

CYLINDER NOT INCLUDED



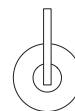
RIM CYLINDER
WITH IC



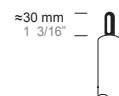
RIM CYLINDER



INCLUDED:
ADA 1-9/16"
COMPLIANT
THUMBTURN




ON REQUEST:
ADA 3"
COMPLIANT
THUMBTURN



INCLUDED:
ADJUSTABLE
STEEL DEAD BOLT



INCLUDED:
STRIKE WITH
ROLLERS



ON REQUEST:
ADJUSTABLE TOP STRIKE
WITH ROLLERS

ON REQUEST:
CUSTOM STRIKE

PAIR

TOP
LOCKING



ITEM	A	B	C	D1	D2	D3	E	Ø
KLA.SS4.9ZU2. xx .1	custom	custom	85 mm 3 11/32"	custom	custom	custom	custom	37 mm 1 29/64"

The additional support is necessary for A > 1752,60 mm - 69"
Dimension (A + D1) MIN = 990,6 mm - 39"
Dimension (E + D2) MIN = 178 mm - 7". Dimension E MIN = 160 mm
Activation bar midpoint has to be at MAX 48" (1219,2 mm) above finish floor

Silver Bronze Black



.XX = FINISH CODE

SATIN ANODIZED ALUMINUM
.69 SILVER
.67 BRONZE
.68 BLACK

Custom anodized polished finish not available. Other custom finish feasibility to be validated before order.

ACTIVATION BAR:
SILVER FOR BLACK PULL - BLACK FOR SILVER PULL - BLACK FOR BRONZE PULL
COLORS on request page 34
CAPS: Black Activation Bar - Black Caps; Silver Activation Bar - Polyamide-6 Grey Caps;
"Special Color" Activation Bar - Client's choice of Polyamide-6 Black or Polyamide-6 Grey Caps

EDGE COMPONENT:
BLACK FOR BLACK AND BRONZE PULL - GREY FOR SILVER PULL

Differences in the finishing of (different) components are due to the different production methods.
These variations are not considered defects and are a natural result of the finishing process.



DOOR PREPARATION DP6
page 43

SPACERS FOR DOUBLE GLAZED DOOR
KLA.KIT.99U4
page 42

STRIKE DETAILS
page 38 - page 39

THESE PRODUCTS CONTRIBUTE TO LEED® CREDITS

THE MANUFACTURER RESERVES THE RIGHT TO ALTER, IMPROVE
AND DISCONTINUE ANY FEATURES OF THE PRODUCT [MAKE
CHANGES AND IMPROVEMENTS IN DESIGNS AND DIMENSIONS]
WITHOUT NOTICE.

ALL DIMENSIONS IN THE CATALOG DRAWINGS ARE APPROXIMATIONS.
REQUEST THE APPROPRIATE TECHNICAL DRAWING BEFORE DOOR
PREPARATION AND INSTALLATION.

BRAND OF COMPATIBLE RIM CYLINDER:


- ARROW	- BEST
- CORBIN RUSSWIN	- KABAILCO
- MEDECO	- SARGENT
- SCHLAGE	- YALE

COMBINED NON
LOCKING page 31

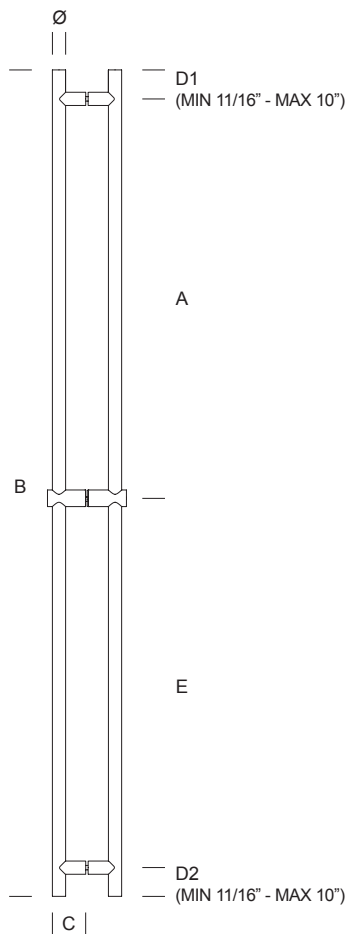
ITEM
KLA.0G4.99ZU



NON LOCKING LADDER PULL
FOR SWING AND SLIDING DOOR
ALUMINUM



NON LOCKING FULL SIZE



BACK TO BACK FIXING KIT
ALWAYS INCLUDED
SUITABLE FOR GLASS /
WOOD / METAL DOOR

PAIR

	ITEM	A	B	C	D1	D2	E	Ø
PAIR	KLA.0G4.000U. xx	1050 mm 41 11/32"	2200 mm 86 5/8"	85 mm 3 11/32"	75 mm 2 15/16"	75 mm 2 15/16"	1000 mm 39 3/8"	37 mm 1 29/64"
	KLA.0G4.0U72. xx	custom	1828 mm 72"	85 mm 3 11/32"	custom	custom	custom	37 mm 1 29/64"
	KLA.0G4.0U84. xx	custom	2133 mm 84"	85 mm 3 11/32"	custom	custom	custom	37 mm 1 29/64"
	KLA.0G4.999U. xx	custom	custom	85 mm 3 11/32"	custom	custom	custom	37 mm 1 29/64"

Silver Bronze Black



.XX = FINISH CODE

SATIN ANODIZED ALUMINUM

.69 SILVER
.67 BRONZE
.68 BLACK

Custom anodized polished finish not available. Other custom finish feasibility to be validated before order

EDGE COMPONENT:

BLACK FOR BLACK AND BRONZE PULL - GREY FOR SILVER PULL

Differences in the finishing of (different) components are due to the different production methods.
These variations are not considered defects and are a natural result of the finishing process.



Declare.

DOOR PREPARATION DP1
page 44

SPACERS FOR DOUBLE GLAZED DOOR
KLA.KIT.99U4
page 42

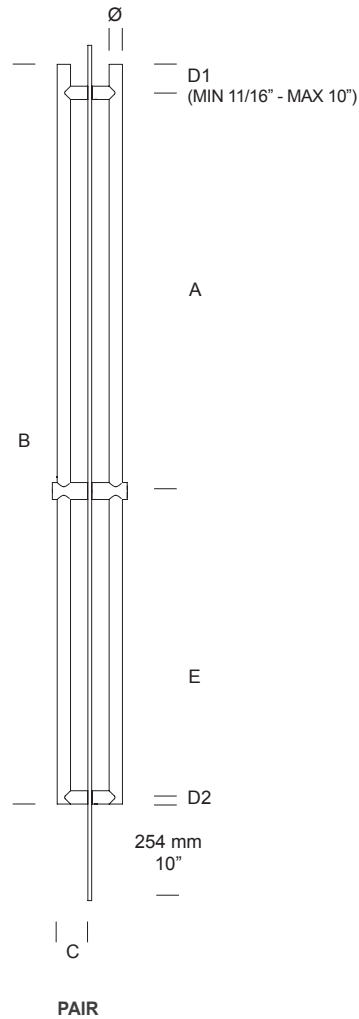
NON LOCKING TO MATCH PULL ON
page 20
page 21

THESE PRODUCTS CONTRIBUTE TO LEED® CREDITS

THE MANUFACTURER RESERVES THE RIGHT TO ALTER, IMPROVE
AND DISCONTINUE ANY FEATURES OF THE PRODUCT (MAKE
CHANGES AND IMPROVEMENTS IN DESIGNS AND DIMENSIONS)
WITHOUT NOTICE.

ALL DIMENSIONS IN THE CATALOG DRAWINGS ARE APPROXIMATIONS.
REQUEST THE APPROPRIATE TECHNICAL DRAWING BEFORE DOOR
PREPARATION AND INSTALLATION.

NON LOCKING FULL SIZE



BACK TO BACK FIXING KIT
ALWAYS INCLUDED
SUITABLE FOR GLASS /
WOOD / METAL DOOR

PAIR	ITEM	A	B	C	D1	D2	E	Ø
	KLA.0G4.00RU. xx	1050 mm 41 11/32"	1945 mm 76 9/16"	85 mm 3 11/32"	75 mm 2 15/16"	17,5 mm 11/16"	802 mm 31 9/16"	37 mm 1 29/64"
	KLA.0G4.RU72. xx	custom	1828 mm 72"	85 mm 3 11/32"	custom	17,5 mm 11/16"	custom	37 mm 1 29/64"
	KLA.0G4.99RU. xx	custom	custom	85 mm 3 11/32"	custom	17,5 mm 11/16"	custom	37 mm 1 29/64"

Silver Bronze Black



.XX = FINISH CODE

SATIN ANODIZED ALUMINUM

.69 SILVER
.67 BRONZE
.68 BLACK

Custom anodized polished finish not available. Other custom finish feasibility to be validated before order

EDGE COMPONENT:

BLACK FOR BLACK AND BRONZE PULL - GREY FOR SILVER PULL

Differences in the finishing of (different) components are due to the different production methods. These variations are not considered defects and are a natural result of the finishing process.



DOOR PREPARATION DP1
page 44

SPACERS FOR DOUBLE GLAZED DOOR
KLA.KIT.99U4
page 42

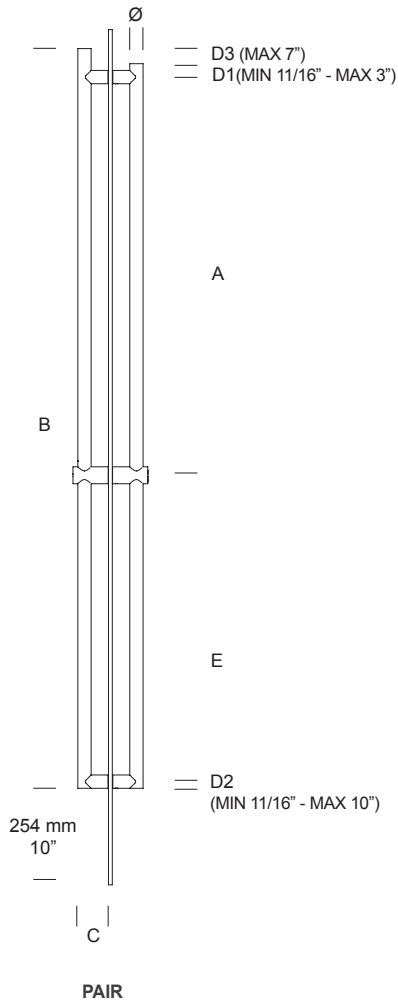
NON LOCKING TO MATCH PULL ON
page 12
page 16
page 22
page 23

THESE PRODUCTS CONTRIBUTE TO LEED® CREDITS

THE MANUFACTURER RESERVES THE RIGHT TO ALTER, IMPROVE AND DISCONTINUE ANY FEATURES OF THE PRODUCT (MAKE CHANGES AND IMPROVEMENTS IN DESIGNS AND DIMENSIONS) WITHOUT NOTICE.

ALL DIMENSIONS IN THE CATALOG DRAWINGS ARE APPROXIMATIONS. REQUEST THE APPROPRIATE TECHNICAL DRAWING BEFORE DOOR PREPARATION AND INSTALLATION.

NON LOCKING
FULL SIZE



BACK TO BACK FIXING KIT
ALWAYS INCLUDED
SUITABLE FOR GLASS /
WOOD / METAL DOOR

	ITEM	A	B	C	D1	D2	D3	E	Ø
PAIR	KLA.0G4.99ZU. xx	custom	custom	85 mm 3 11/32"	custom	custom	custom	custom	37 mm 1 29/64"



.XX = FINISH CODE

SATIN ANODIZED ALUMINUM
.69 SILVER
.67 BRONZE
.68 BLACK

Custom anodized polished finish not available. Other custom finish feasibility to be validated before order

EDGE COMPONENT:
BLACK FOR BLACK AND BRONZE PULL - GREY FOR SILVER PULL

Differences in the finishing of (different) components are due to the different production methods.
These variations are not considered defects and are a natural result of the finishing process.



DOOR PREPARATION DP1
page 44

SPACERS FOR DOUBLE GLAZED DOOR
KLA.KIT.99U4
page 42

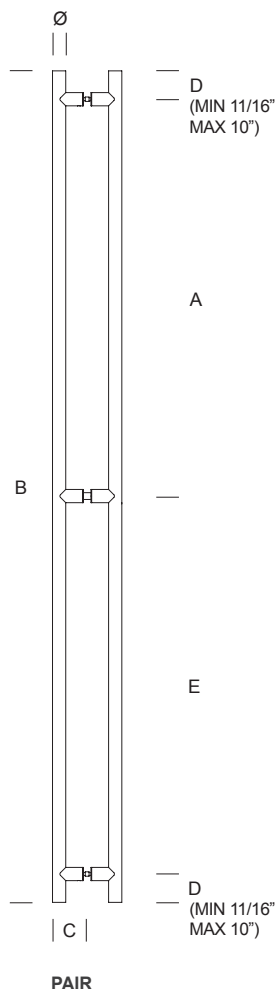
THESE PRODUCTS CONTRIBUTE TO LEED® CREDITS

THE MANUFACTURER RESERVES THE RIGHT TO ALTER, IMPROVE AND DISCONTINUE ANY FEATURES OF THE PRODUCT (MAKE CHANGES AND IMPROVEMENTS IN DESIGNS AND DIMENSIONS) WITHOUT NOTICE.

ALL DIMENSIONS IN THE CATALOG DRAWINGS ARE APPROXIMATIONS.
REQUEST THE APPROPRIATE TECHNICAL DRAWING BEFORE DOOR PREPARATION AND INSTALLATION.

NON LOCKING TO MATCH PULL ON
page 13
page 17
page 24
page 25
page 26
page 27

UNIVERSAL NON LOCKING FULL SIZE



	ITEM	A	B	C	D	E	Ø
PAIR	KLA.0G4.0000. xx	1050 mm 41 11/32"	2200 mm 86 5/8"	85 mm 3 11/32"	75 mm 2 15/16"	1000 mm 39 3/8"	37 mm 1 29/64"
	KLA.0G4.0072. xx	custom	1828 mm 72"	85 mm 3 11/32"	custom	custom	37 mm 1 29/64"
	KLA.0G4.0084. xx	custom	2133 mm 84"	85 mm 3 11/32"	custom	custom	37 mm 1 29/64"
	KLA.0G4.9999. xx	custom	custom	85 mm 3 11/32"	custom	custom	37 mm 1 29/64"

Silver Bronze Black



.XX = FINISH CODE

SATIN ANODIZED ALUMINUM

.69 SILVER
.67 BRONZE
.68 BLACK

Custom anodized polished finish not available. Other custom finish feasibility to be validated before order

EDGE COMPONENT:

BLACK FOR BLACK AND BRONZE PULL - GREY FOR SILVER PULL

Differences in the finishing of (different) components are due to the different production methods. These variations are not considered defects and are a natural result of the finishing process.



Declare.

DOOR PREPARATION DP4
(UNIVERSAL NO LOCKING FULL SIZE)
page 45

SPACERS FOR DOUBLE GLAZED DOOR
2AT.KIT.9910 (UNIVERSAL NO LOCKING FULL SIZE)
page 42

BACK TO BACK FIXING KIT ALWAYS INCLUDED
SUITABLE FOR GLASS / WOOD / METAL DOOR

THESE PRODUCTS CONTRIBUTE TO LEED® CREDITS

THE MANUFACTURER RESERVES THE RIGHT TO ALTER, IMPROVE AND DISCONTINUE ANY FEATURES OF THE PRODUCT (MAKE CHANGES AND IMPROVEMENTS IN DESIGNS AND DIMENSIONS) WITHOUT NOTICE.

ALL DIMENSIONS IN THE CATALOG DRAWINGS ARE APPROXIMATIONS. REQUEST THE APPROPRIATE TECHNICAL DRAWING BEFORE DOOR PREPARATION AND INSTALLATION.

TECHNICAL INFORMATION

ACTIVATION BAR



PULL
ALUMINUM

BLACK
ANODIZED



ACTIVATION BAR
ALUMINUM



SILVER
ANODIZED



PULL
ALUMINUM

BRONZE
ANODIZED



ACTIVATION BAR
ALUMINUM



BLACK
ANODIZED



PULL
ALUMINUM

SILVER
ANODIZED



ACTIVATION BAR
ALUMINUM



BLACK
ANODIZED


With the door latched, the activation bar is operated by a force lower than 5 lbf (22N) until the locking bolt is completely retracted (ADA 309.4 – OPERABLE PARTS and ANSI/BHMA A 156.3 ref. 8.2.1).

Black Activation Bar - Polyamide-6 Black Caps

Silver Activation Bar - Polyamide-6 Grey Caps

"Special Color" Activation Bar - Client's choice of Polyamide-6 Black or Polyamide-6 Grey Caps

ACTIVATION BAR: SPECIAL ALUMINUM ANODIZED COLORS




GREY




LIGHT BLUE



RED




YELLOW




BLUE



GREEN



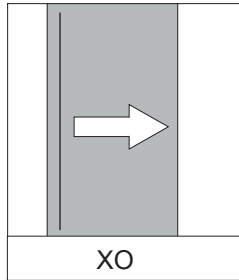
ORANGE



GOLD

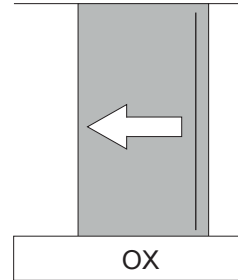
SLIDING DOOR HANDING

"HANDEDNESS" OF A SLIDING DOOR IS EXPRESSED AS SEEN BY AN OBSERVER OUTSIDE THE BUILDING. A LEFT-HANDED DOOR OPENS ON THE LEFT SIDE, AND A RIGHT-HANDED DOOR OPENS ON THE RIGHT. THESE RELATIONSHIPS ARE SOMETIMES DESCRIBED WITH THE LETTERS **O** AND **X**, WHERE **O** IS THE FIXED PANEL AND **X** IS THE SLIDING PANEL.



LEFT HANDED

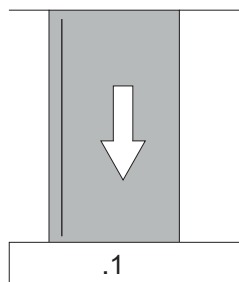
LEFT PANEL SLIDES RIGHT



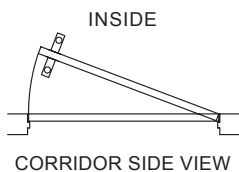
RIGHT HANDED

RIGHT PANEL SLIDES LEFT

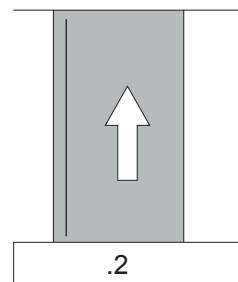
SWING DOOR



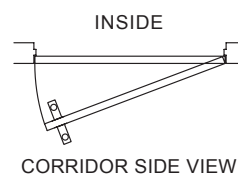
SWING - PULL



PULL TO EXIT (room side)
PUSH TO ENTER (corridor side)

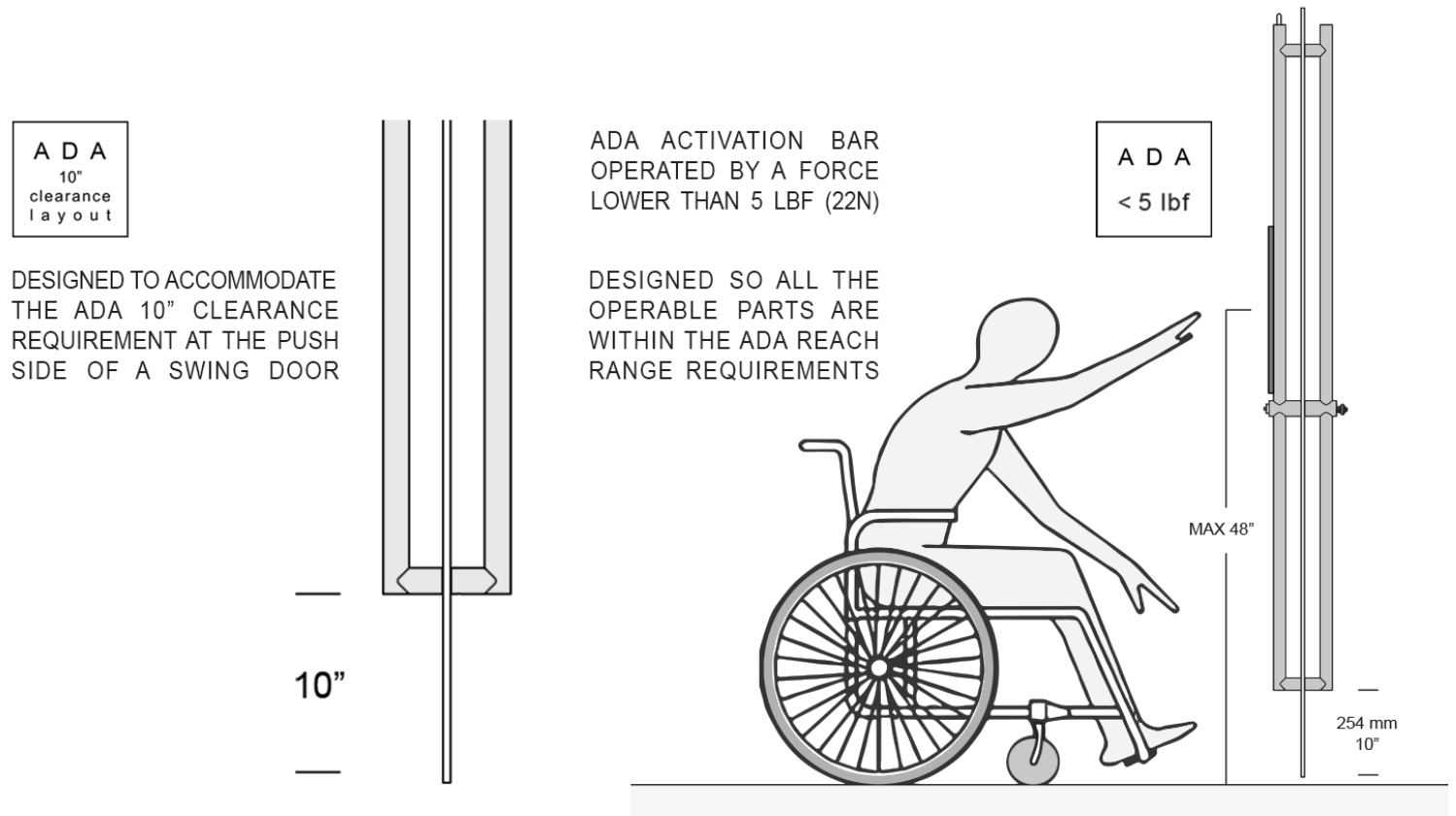


SWING - PUSH

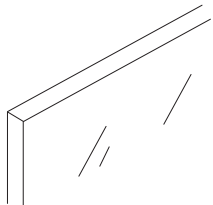


PUSH TO EXIT (room side)
PULL TO ENTER (corridor side)

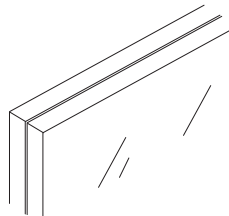
CONFIGURATION TO COMPLY WITH ADA STANDARD



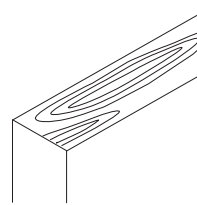
INSTALLATION ON ANY TYPE OF MATERIAL



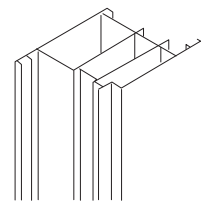
GLASS DOORS



DOUBLE GLAZED DOORS



WOOD DOORS



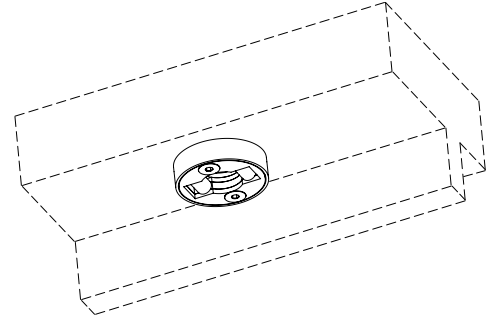
METAL DOORS

MANDATORY STRIKE PLATE WITH ROLLER (INCLUDED)

TO ENSURE PROPER OPERATION, THE SINGLE MOTION UNLOCKING DOOR PULL SHOULD BE USED WITH THE pba "ROLLER" STRIKE PLATE SHIPPED WITH THE PRODUCT. THE pba STRIKE PLATE SHOULD BE REVIEWED AND APPROVED BY THE DESIGN TEAM FOR USE WITH THE INTENDED DEMOUNTABLE PARTITION SYSTEM. WHEN REQUIRED, CUSTOM STRIKE PLATES ARE AVAILABLE TO ADAPT THE PULL TO VIRTUALLY ANY DEMOUNTABLE PARTITION SYSTEM. CONTACT PBA FOR MORE INFORMATION.

STANDARD:

STANDARD STRIKE PLATE IN 316L STAINLESS STEEL WITH ROLLER INCLUDED



KLO.SKI.0001.44:

STANDARD STRIKE PLATE WITH ROLLERS FOR SILVER ANODIZED ALUMINUM SINGLE MOTION UNLOCKING DOOR PULL

KLO.SKI.0001.40:

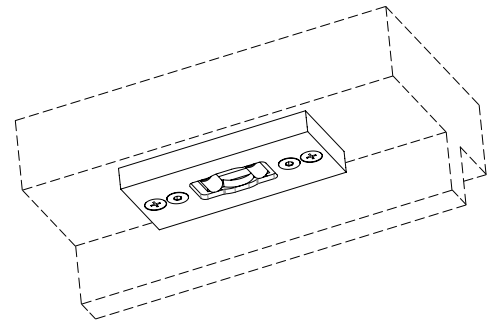

STANDARD STRIKE PLATE WITH ROLLERS FOR BLACK ANODIZED ALUMINUM SINGLE MOTION UNLOCKING DOOR PULL

KLO.SKI.0001.39:

STANDARD STRIKE PLATE WITH ROLLERS FOR BRONZE ANODIZED ALUMINUM SINGLE MOTION UNLOCKING DOOR PULL

ON REQUEST:

ADJUSTABLE TOP STRIKE PLATE IN 316L STAINLESS STEEL WITH ROLLERS

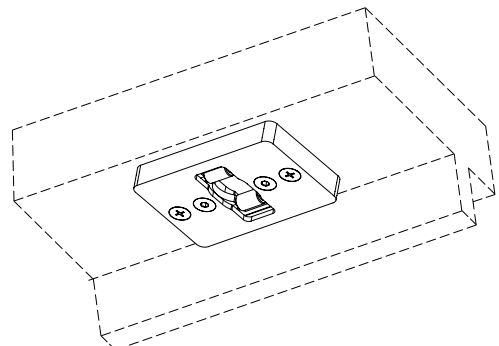



KLO.SKI.0002.44:

ADJUSTABLE STRIKE PLATE WITH ROLLERS FOR SLIDING DOORS

ON REQUEST:

ADJUSTABLE TOP STRIKE PLATE IN 316L STAINLESS STEEL WITH ROLLERS

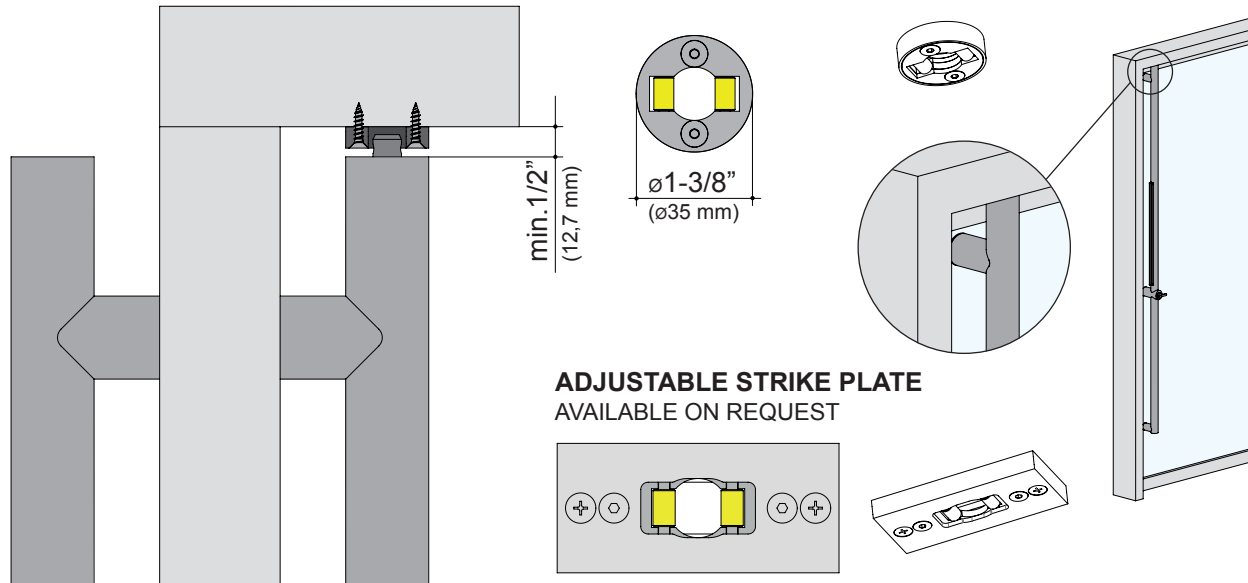


KLO.SKI.0005.44:

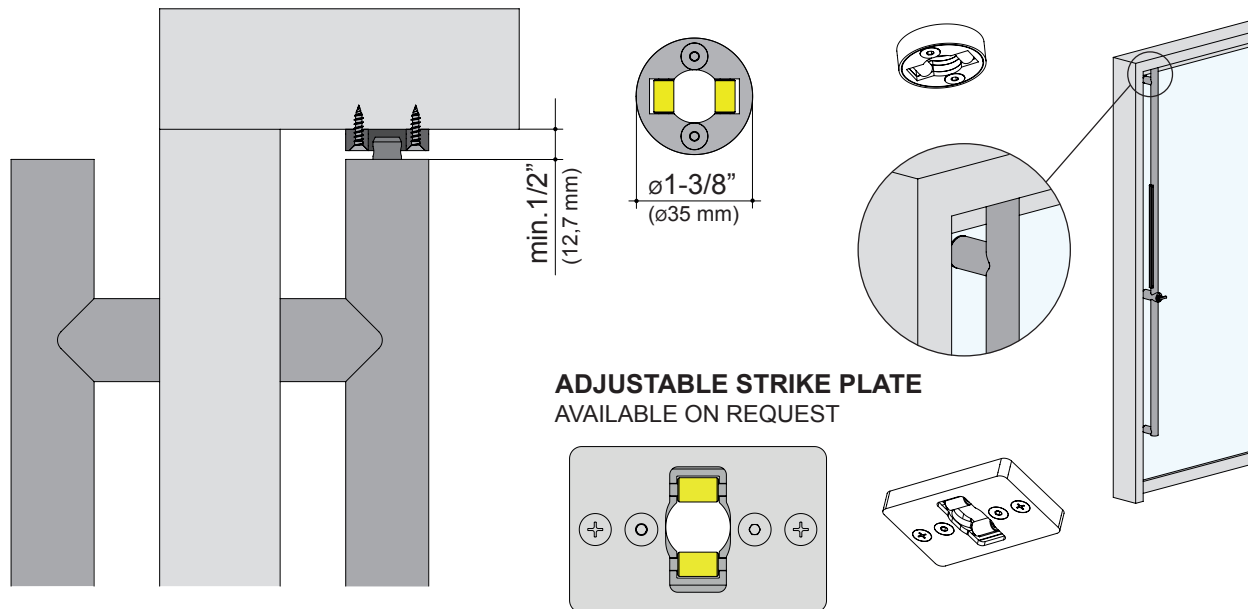
ADJUSTABLE STRIKE PLATE WITH ROLLERS FOR SWING DOORS

STRIKE PLATE OPTIONS FOR TOP LOCKING PULLS

STANDARD STRIKE PLATE IN 316L STAINLESS STEEL FOR SLIDING DOORS INCLUDED



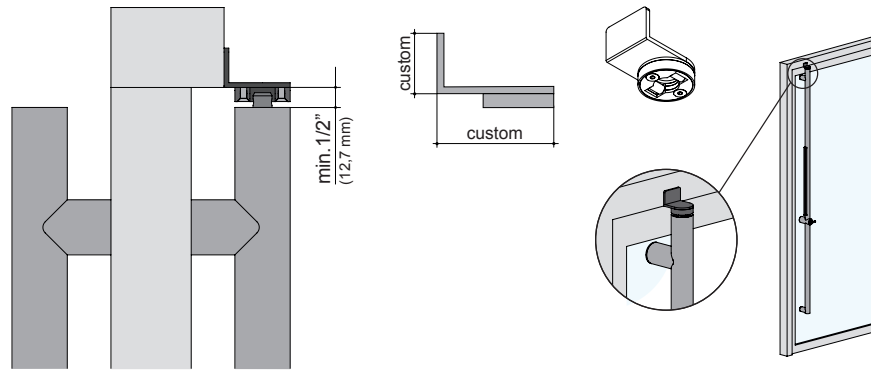
STANDARD STRIKE PLATE IN 316L STAINLESS STEEL FOR SWING DOORS INCLUDED



STRIKE PLATE OPTIONS FOR TOP LOCKING PULLS

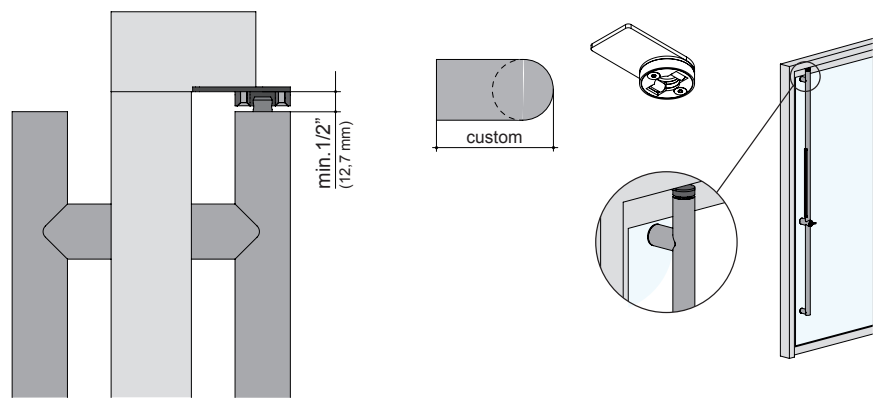
**CUSTOM "L" STRIKE PLATE
IN 316L STAINLESS STEEL**
ON REQUEST

KLO.SKI.9993



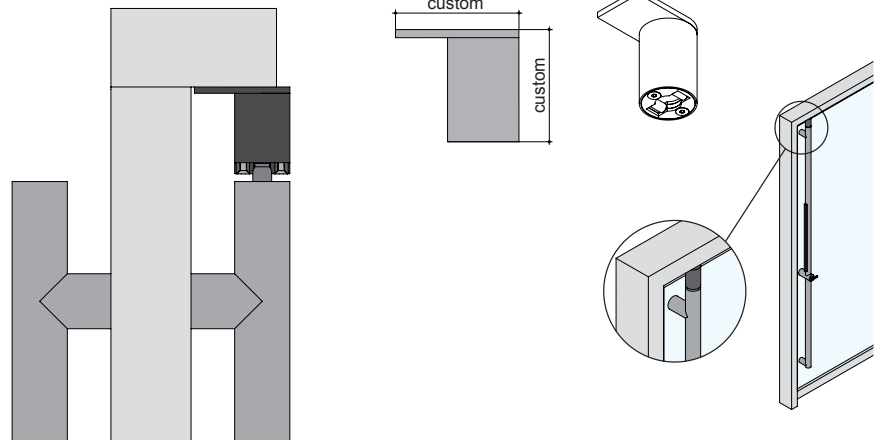
**CUSTOM STRAIGHT STRIKE PLATE
IN 316L STAINLESS STEEL**
ON REQUEST

KLO.SKI.9994



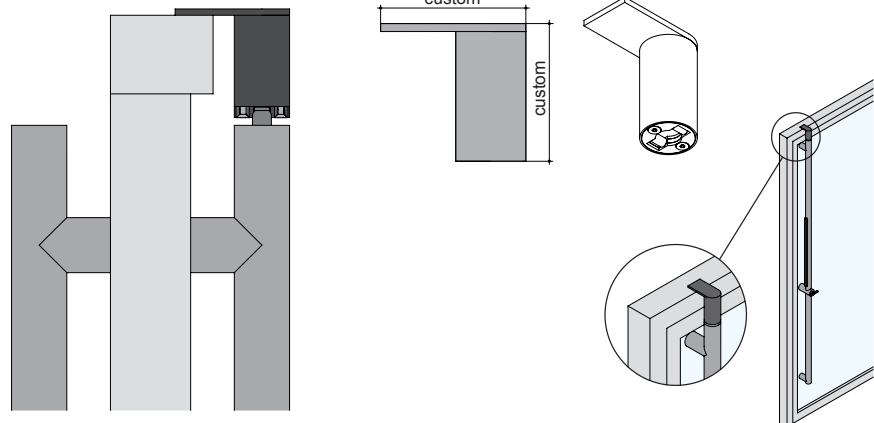
**CUSTOM STRAIGHT TUBULAR STRIKE PLATE
IN 316L STAINLESS STEEL**
ON REQUEST

Frame Installation



**CUSTOM STRAIGHT TUBULAR STRIKE PLATE
IN 316L STAINLESS STEEL**
ON REQUEST

Ceiling Installation

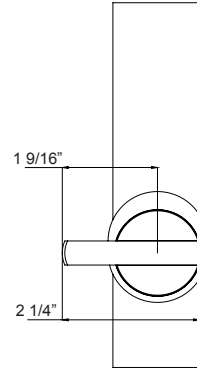


ADA COMPLIANT THUMBTURN


STANDARD:
ADA 1-9/16" COMPLIANT THUMBTURN



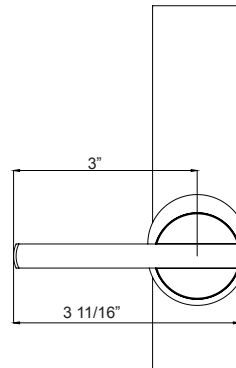
STANDARD
ALUMINUM



ON REQUEST:
ADA 3" COMPLIANT THUMBTURN

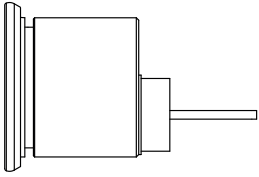


ON REQUEST
ALUMINUM

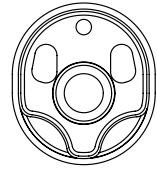


CYLINDER OPTIONS

RIM CYLINDERS - FOR ALUMINUM LOCKING LADDER PULLS



PBA UNIVERSAL BACKPLATE INCLUDED WITH LOCKING PULL
ALLOWS TO ACCOMMODATE ANY RIM CYLINDER BRAND OR FORMAT



AVAILABLE FORMATS:



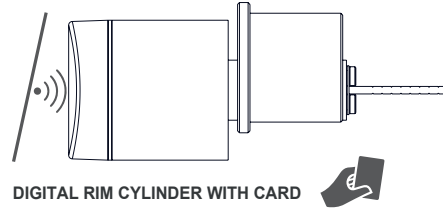
CONVENTIONAL



HOUSING FOR SFIC



HOUSING FOR LFIC




DIGITAL RIM CYLINDER WITH CARD

CONVENTIONAL RIM CYLINDER

CIL.RIM.0001.00
ILCO RIM CYLINDER

OTHER BRANDS AVAILABLE ON REQUEST:
ARROW - CORBIN RUSSWIN - KABA - MEDECO - SCHLAGE - SARGENT - YALE



HOUSING FOR SFIC

CIL.HOU.RS01.00
SCHLAGE SFIC RIM HOUSING

OTHER BRANDS AVAILABLE ON REQUEST:
ARROW - CORBIN RUSSWIN - KABA - ILCO - MEDECO - SARGENT - YALE



HOUSING FOR LFIC

CIL.HOU.RL01.00
SCHLAGE FSIC RIM HOUSING

OTHER BRANDS AVAILABLE ON REQUEST:
ARROW - CORBIN RUSSWIN - KABA - ILCO - MEDECO - SARGENT - YALE



CORE FOR SFIC HOUSING AND FSIC HOUSING

BRAND OF COMPATIBLE CORE FOR SFIC AND LFIC ON REQUEST:
ARROW - CORBIN RUSSWIN - KABA - ILCO - MEDECO - SCHLAGE - SARGENT - YALE

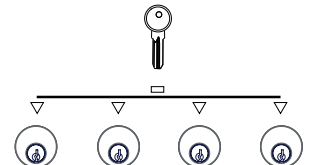
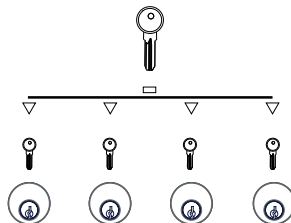
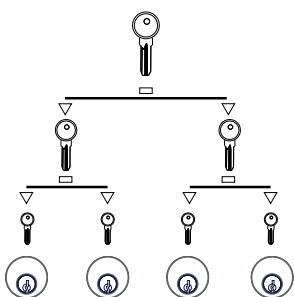


DIGITAL RIM CYLINDER WITH CARD

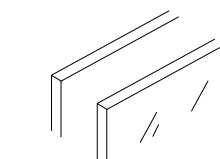
SUGGESTED BRAND:
SALTO Neo
SALTO Geo



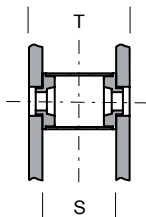
SPECIAL APPLICATION WITH KEY SYSTEM ON REQUEST



SPACERS FOR DOUBLE GLAZED DOOR



Double glazed doors



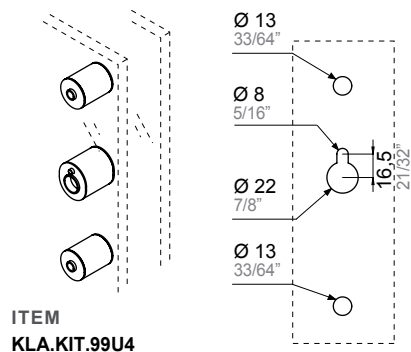
T = custom

S = custom

Oval + Round Spacers

KLA LINE RIM - SPACERS FOR ALUMINIUM Ø37 LOCKING AND NON LOCKING PULLS

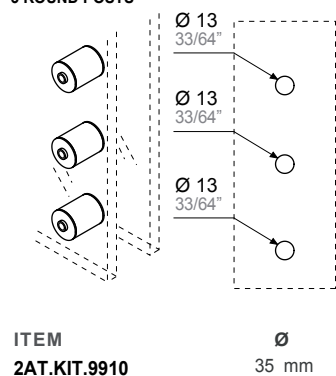
1 OVAL POST (CENTER) + 2 Ø35 ROUND POSTS (TOP/BOTTOM)



Round Spacers

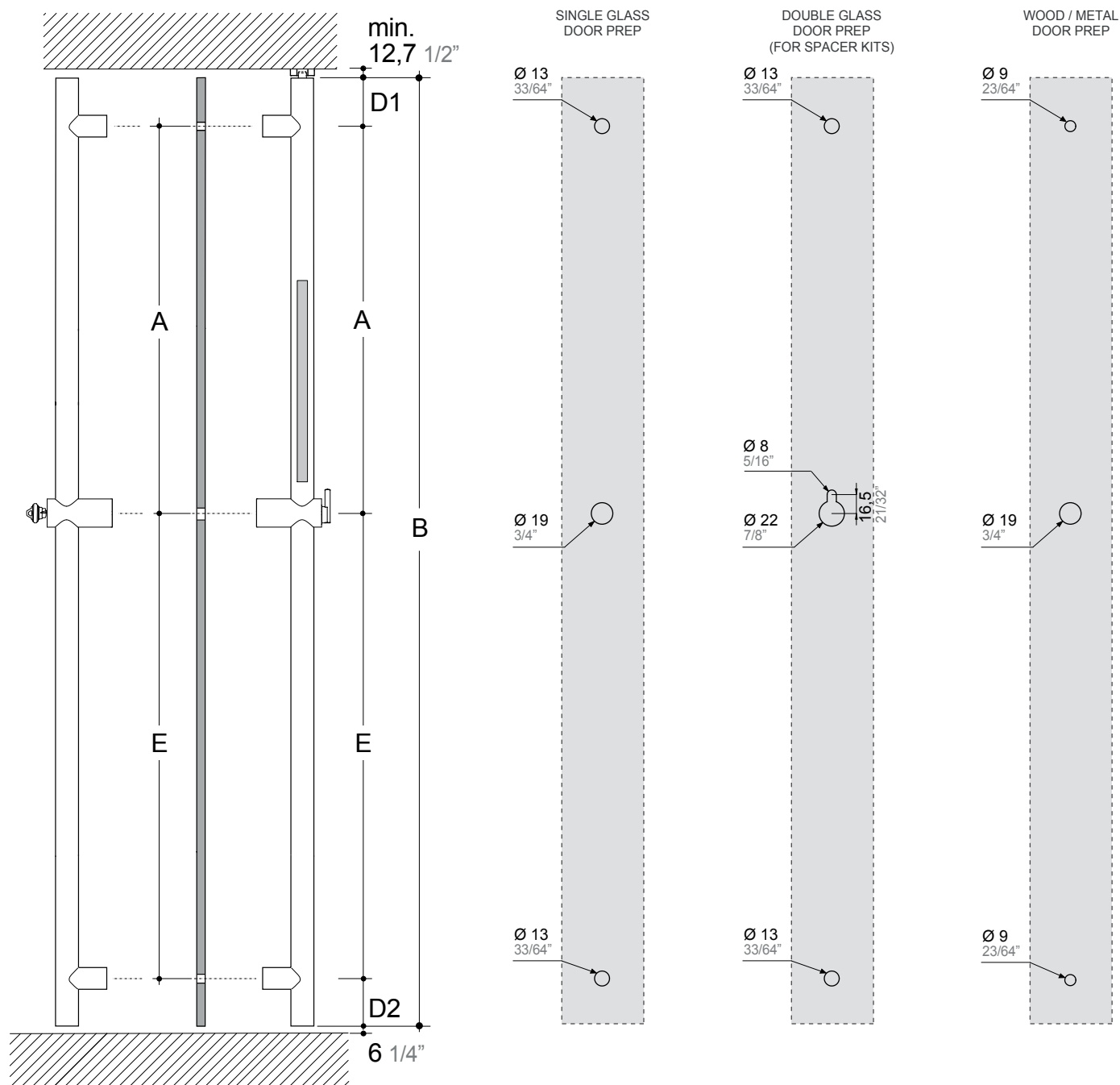
SPACERS FOR ALUMINIUM NON LOCKING PULLS

3 ROUND POSTS



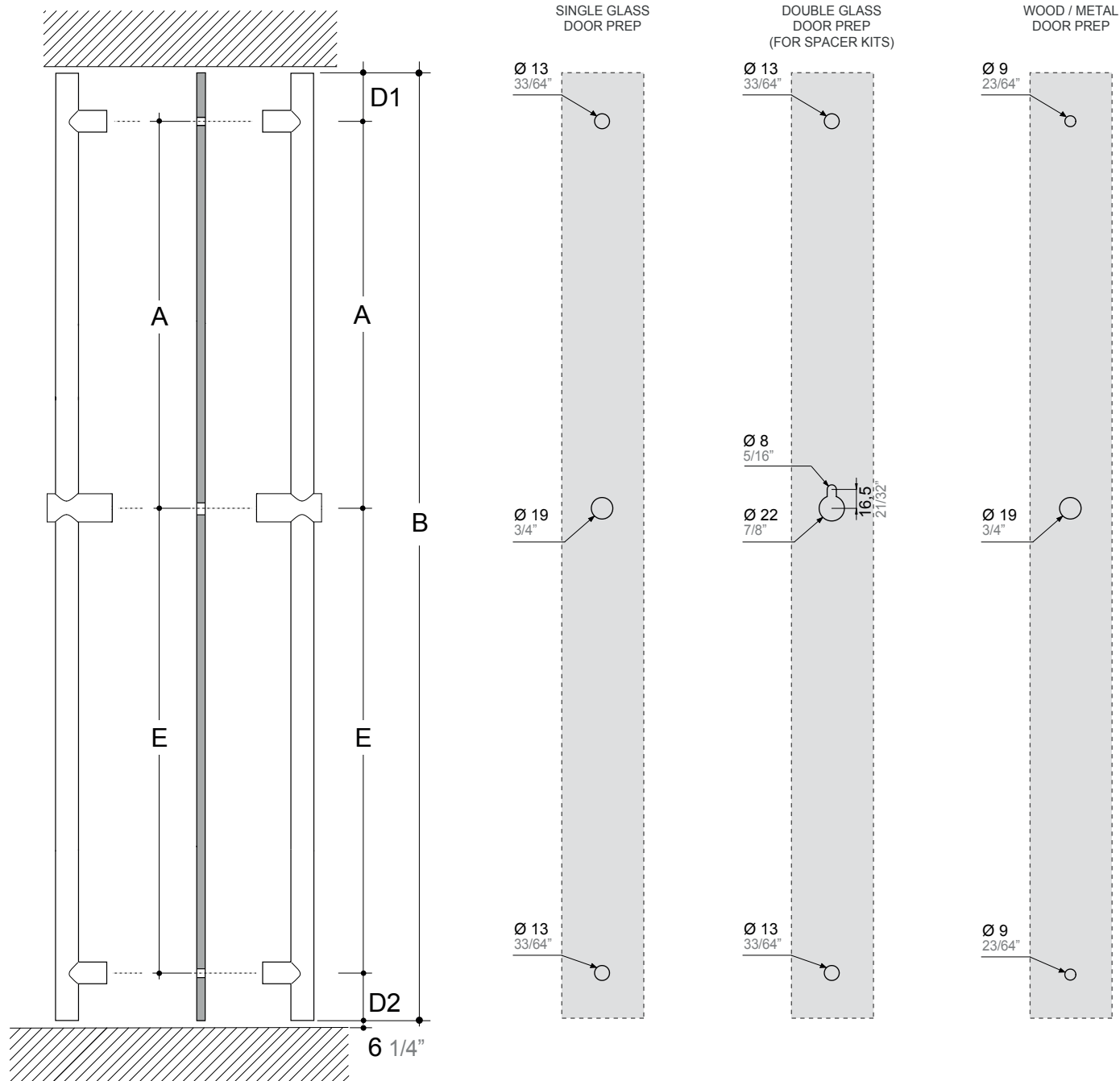
DP6 - DOOR PREPARATION FOR FULL SIZE SINGLE-MOTION UNLOCKING DOOR PULLS

HOLES DIAMETERS AND CENTER TO CENTER SIZES



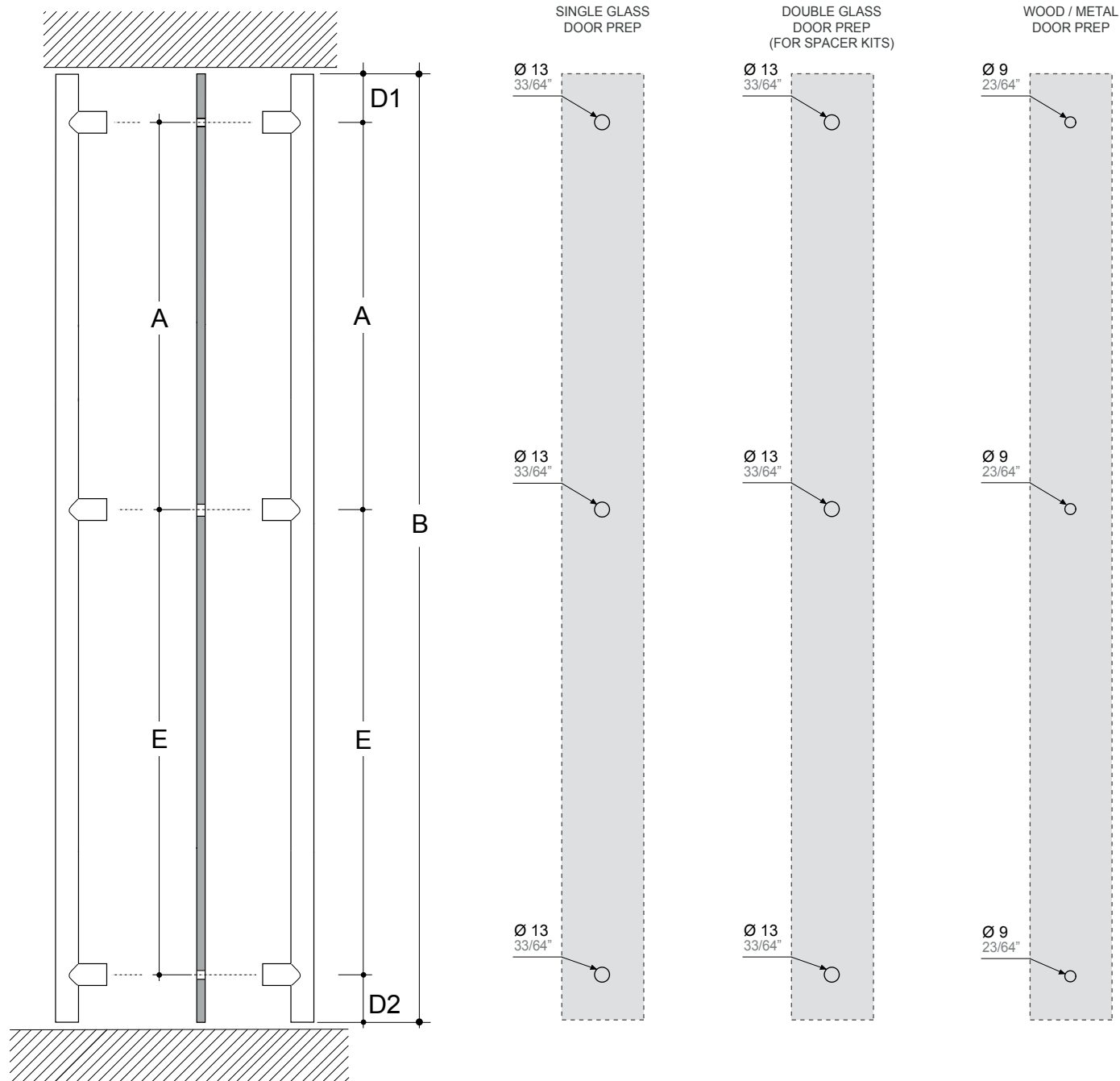
DP1 - DOOR PREPARATION FOR FULL SIZE LADDER PULLS NON LOCKING

HOLES DIAMETERS AND CENTER TO CENTER SIZES

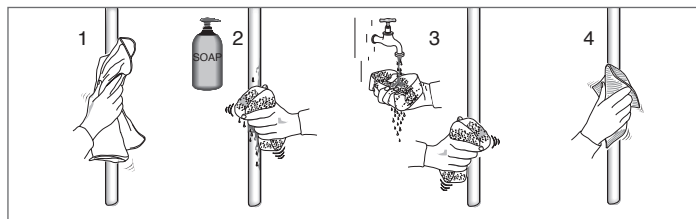
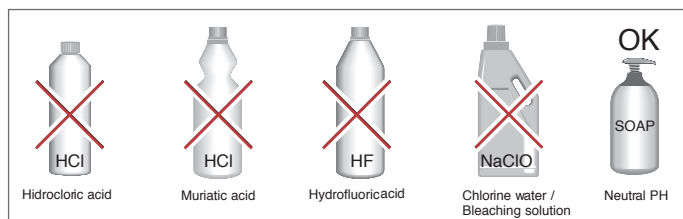


DP4 - DOOR PREPARATION FOR FULL SIZE LADDER PULLS NON LOCKING (ONLY ROUND POSTS)

HOLES DIAMETERS AND CENTER TO CENTER SIZES



MAINTENANCE



ADA

The Americans with Disabilities Act of 1990 (ADA), including the following amendments, fixes that door and gate hardware shall be operable with one hand and shall not require tight grasping, pinching and twisting of the wrist. Moreover a force of maximum 5 pounds (22,2 N) is required to operate the hardware. All pba ADA products are designed and produced in compliance of the above requirements. Final interpretation of ADA compliance is the responsibility of the specifier and should be determined relative to specific project conditions and local codes.

GENERAL CONDITIONS OF SALE

1. AGREEMENT

1.1 The supply of the products shown in this pricelist ("Products") of PBA SpA ("PBA") shall be governed by these general conditions of sale ("General Conditions"). These General Conditions shall apply also to the sale of spare parts, when possible.

1.2 The sale agreement of the Products ("Agreement") is entered into force among the parties upon the Client's receipt of PBA's order confirmation.

These General Conditions shall be deemed as an integral and essential part of any Agreement.

1.3 These General Conditions shall be executed by the Client and attached to the first purchase order sent to PBA, it being agreed that they shall accordingly apply to any following Agreement.

1.4 These General Conditions shall be deemed as tacitly accepted by the Client for any supply of Products, unless expressly rejected in writing by the Client by means of notice thereof to be sent to PBA at the latest within 5 (five) days as of the date of receipt of PBA's confirmation of the first purchase order sent by the Client.

Should the Client expressly reject one or more of these General Conditions within the above term, PBA shall be free to withdraw from the relevant Agreement, by means of written communication thereof and without any further obligation.

1.5 In no event shall any general conditions of any nature, inserted and/or specified in the Client's order forms and/or in other documents sent to PBA by the Client, and/or of which the latter was made aware in any manner whatsoever, apply to any Agreement and/or to any supply of Products.

Any special term and/or condition of supply suggested by the Client shall apply to the Agreement only if expressly contained in PBA's order confirmation.

Any change and/or amendment to these General Conditions shall be binding and valid only if accepted in writing by both parties.

2. PLACE AND TERMS OF DELIVERY OF THE PRODUCTS

2.1 The choice of an Incoterm does not affect the location of the place of delivery of the Products which, in any case, shall be deemed as delivered to the Client at the place and in the moment in which they are put at disposal of the haulier, for the relevant transport, at PBA's premises in Tezze sul Brenta (Vicenza), Italy.

In any case, unless otherwise agreed in writing by the parties, PBA shall never be liable for delays accrued during the transportation.

2.2 The terms of delivery of the Products (i) are specified in PBA's order confirmation, (ii) are approximate and roughly set forth and (iii) in no case shall they be construed as of essence.

2.3 In case of delay in the delivery of the Products at PBA's premises, caused by a fortuitous event, force majeure or other causes not depending on PBA's willful misconduct and/or gross negligence, the Client shall not be entitled to claim any compensation for damages, nor to ask for the termination of the Agreement and/or for the reduction of the price of the Products.

3. INCOTERMS

Unless otherwise agreed in writing, the Products and the relevant prices are to be considered with delivery Ex-works (EXW – Incoterms 2000), PBA's premises in Tezze sul Brenta (VI), Italy or at the different place indicated by PBA in the notice Products ready for delivery.

4. ORDERS – NON STANDARD AND/OR MADE TO MEASURE PRODUCTS

4.1 The purchase orders shall be made in writing and completed with all the data required for the relevant design and manufacture.

4.2 When already approved by the Client for the supply of catalogue Products, it is agreed that these General Conditions shall also apply to the sale orders related to non standard Products, Products out of catalogue and/or to be made to measure, if confirmed by PBA.

4.3 Any delay of the Client in the transmission of data, measures and/or technical specifications of the Products subject matter of the Agreement may cause a proportional postponement of the delivery terms, to be newly determined by PBA on the basis of its industrial needs.

5. PRICES AND PAYMENTS

5.1 The prices of the Products indicated in this pricelist are merely indicative and can be modified at any time by PBA.

The actual price of the Products is specified in PBA's order confirmation and, unless otherwise specified, it is deemed as net of VAT.

Any change and/or modification of the Products, agreed by the parties after the transmission of PBA's order confirmation, shall cause the adjustment of the relevant price due to any increase of the costs of production and/or of the raw materials, as agreed from time to time by the parties.

5.2 The price of the Products shall be paid by the Client as per the terms and ways specified in PBA's order confirmation, or otherwise agreed by the parties.

Any late collection or non collection of the Products shall not cause an extension and/or postponement of the terms of payment.

5.3 PBA shall be entitled to suspend the delivery of the Products should: (a) the Client's assets and/or financial standings endanger the relevant payment; (b) the Client fail to timely pay Products previously supplied by PBA, also on the basis of other Agreements, until full payment of the outstanding credit and/or until receipt of proper guarantees of the Client for any delivery in progress, without prejudice to PBA's right to claim for any damages suffered as a consequence thereof.

5.4 In no event shall any vice and/or defect of the Products, even when expressly acknowledged as such by PBA, and/or any delay of delivery as to the agreed terms give the Client the right to suspend the relevant payments and/or any other payment for whichever reason due to PBA also under other contractual relationships.

5.5 In case of late payments, PBA shall be entitled to charge interests on the unpaid amount at the rate provided by the law.

5.6 In no case shall the Client be entitled to set off any amount due to PBA in force of any Agreement against any amount due by PBA at any title whatsoever.

6. RETENTION OF TITLE

PBA shall be the sole owner of the Products until the date of their full payment.

Should the Agreement be terminated due to the Client's breach of contract, any Client's advance payment shall be kept by PBA as an indemnity within the limits set forth by the law, without prejudice to the latter's right to claim for further damages.

7. WARRANTY

7.1 PBA guarantees that the Products will be free from vices and defects in materials and workmanship for a period of 24 (twenty-four) months as of the date of the relevant delivery ("Warranty Period").

7.2 Should the complaints raised by the Client within the Warranty Period with reference to the Products be grounded and accepted by PBA, the latter shall, at its exclusive discretion, repair and/or replace the defective Product/s or the defective component/s of the same, with delivery Ex-works (EXW Incoterms 2000) PBA's premises in Tezze sul Brenta (VI), Italy.

The warranty obligations herewith undertaken shall be effective and binding only provided that PBA has the opportunity to verify the vices and/or defects raised by the Client.

PBA's warranty obligation shall be deemed as entirely fulfilled with the removal of the vice and/or defect raised by the Client, or with the replacement of the defective Product and/or component, without any further obligations.

Unless otherwise agreed in writing by the parties, all the expenses for returning to PBA the defective Products and/or components, as well as all the additional expenses related to the operations of repair or replacement shall be borne by the Client and shall be at the Client's risk.

7.3 Subject to the loss of warranty, the Client shall notify in writing, by registered letter return receipt requested, any vices and/or defects found within and not later than 8 (eight) days as of the date of the actual delivery of the Products, or, in case of hidden vices or defects, within and not later than 8 (eight) days as of the date of the relevant discovery.

7.4 The warranty is expressly excluded for vices and/or defects of the Products arising from or consisting in:

- (i) any repair, alteration and/or modification not authorized in writing by PBA;
- (ii) normal wear and tear of the materials or of single components;
- (iii) improper use and/or application of the Products;
- (iv) defects and/or mistakes in the measures and/or technical specifications supplied by the Client;
- (v) deposit, maintenance and/or cleaning not in compliance with PBA's instructions;
- (vi) installation not in compliance with PBA's instructions and/or carried out with non suitable materials;
- (vii) any other event for which PBA is not directly liable.

Should the Client fail to regularly pay the agreed price, even if such default or such delay concerns a single part of the aggregate price of the Products, the warranty shall not apply.

7.5 Without prejudice to the compulsory product's liability law and any liability for willful misconduct and/or gross negligence, PBA shall not be liable for direct, indirect or incidental damages caused to the Client and and/or to third parties as a consequence of the defects of the Products. The Client shall not be entitled to terminate the Agreement in case of vices and/or defects of the Products subject matter of this warranty, should PBA timely comply with the relevant obligations.

7.6 The Products made of wood, pvc, rubber, rolled sections and/or of other natural materials shall be of a quality equal, within the limits of a reasonable similarity, to the relevant samples examined by the Client before the execution of the Agreement.

In no case shall therefore the samples of the Products examined by the Client be qualified as the exclusive standard for the exterior appearance of the Products.

Without prejudice to the warranty regulated by this clause 7, any chromatic and/or aesthetic difference (nervation of the wood, intensity of the colour shades, etc.) of the delivered Products compared to the characteristics of the relevant samples examined by the Client, shall not entitle the latter to terminate the Agreement and/or to ask for the replacement of the Products or for the reduction of the price.

7.7 In no event shall the chromatic differences between Products of the same type and/or colour, delivered with different lots and/or in different moments, be qualified as vices and/or defects of the Products, nor shall the Client be entitled to claim their replacement and/or the reduction of the relevant price as a consequence thereof.

8. MISPRINTS AND PRINTING ERRORS

We are not responsible for any misprint or printing error in catalogs or price lists. All images and sizes are not binding. Modifications are reserved. Design modifications are reserved to technically enhance products

9. EXCLUSIVE COURT

All disputes arising out of or relating to these General Conditions, any Agreement and/or to the supply of Products shall be exclusively submitted to and settled by the Court of Vicenza, Italy. PBA shall in any case be entitled, at its exclusive discretion, to institute legal proceedings against the Client before the Court of the place where the Client has its registered office.

10. APPLICABLE LAW

These General Conditions of sale and any Agreement shall be governed by Italian Law.

Should the Client be a foreign entity or in any case an entity having the registered office or the main place of business abroad, the Contracts related to the supply of the Products shall in any case be regulated by the United Nations Convention on the International Sale of Goods (Wien Convention, April 11, 1980)

11. WAIVER

Failure by PBA to enforce at any time the provisions of these General Conditions shall not be construed as a waiver of such provision or of the right to thereafter enforce each and every provision herein.

12. LANGUAGE

The Client executes these General Conditions in Italian and in English, it being agreed that should any conflict or inconsistency arise among the two versions, the Italian wording shall always prevail.

pba S.p.A. Via Enrico Fermi, 1 I-36056 Tezze sul Brenta (Vicenza) Italia
Tel. +39 0424 5451 Fax +39 0424 545222 info@pba.it www.pba.it

pba Deutschland GmbH Alter Graben 47-49 D-47918 Tönisvorst Deutschland
Tel. +49 2151 82006 0 Fax +49 2151 82006 20 info@de.pba.it www.pba.it

pba USA, Inc. 68 34th Street Suite C405 Unit 20 Industry City Brooklyn NYC
NY 11232 United States Tel. +1 212 255 4605 Fax +1 646 558 0335 office@pba-usa.us www.pba.it