



LEED®

EPD®
THE INTERNATIONAL EPD® SYSTEM



Design 2.1

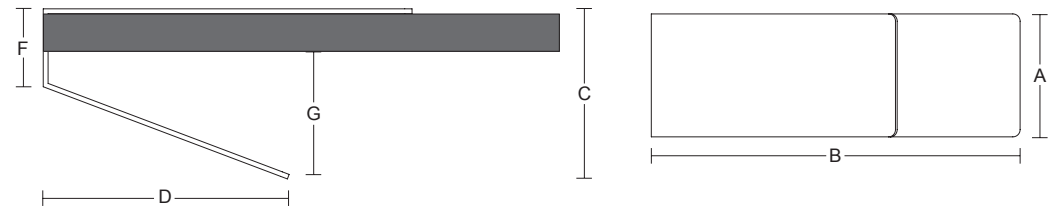
HANDS-FREE PULLS



STAINLESS STEEL SATIN AS PICTURED


Design 2.1

ITEM	A	B	C	D	F	G
GHF.D02.0001. xx	101,60 mm 4"	304,80 mm 12"	140,60 mm 5 17/32"	203,21 mm 8"	64,40 mm 2 17/32"	Max 101,60 mm 4"



FINISHES .XX

STAINLESS STEEL



Satin .44
Satin Gold .80

STAINLESS STEEL POWDER COATED



White .31
Champagne .38
Bronze .39
Grey .32
Black .40

STAINLESS STEEL POWDER COATED **AMC**



Transparent Satin .99
Black .99


Fixing kit for wood door included
Fixing: Satin for .44 Satin finish - Bright for .43 Bright finish - Black for .39 Bronze, .32 Grey, .40 Black finish - Satin for .31 White, .38 Champagne finish

Design 2.1

HANDS-FREE PULLS

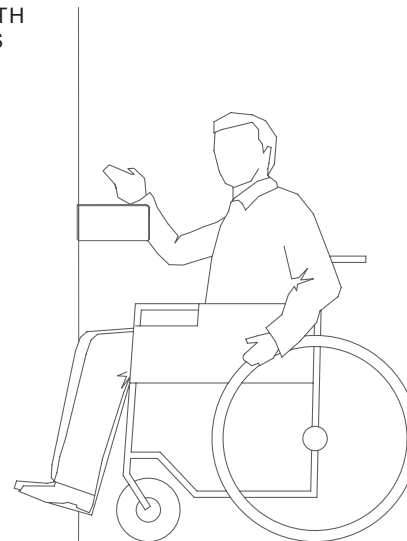


OPERABLE WITH
WRIST, FOREARM
OR ELBOW



COMPLIANT WITH
ADA STANDARDS

ADA
compliant



AND STILL OPERABLE
BY HAND

